

KENWOOD FIRE PROTECTION DISTRICT
9045 Sonoma Highway
P.O. Box 249
Kenwood, CA 95452

AGENDA

REGULAR DISTRICT BOARD OF DIRECTORS MEETING

Location: 9045 Sonoma Hwy. Kenwood

Due to COVID-19 precautions, Board Meeting's will be open to the public. Anyone attending will have their temperature taken before entry into the facility. Masks must be worn and social distancing of 6 feet will be observed. Limit to (10) public participants will be allowed in the facility.

Agendas and Board Packets are available at our website: kenwoodfire.com

DATE: February 9, 2021 @ 4:00 pm

1. CALL TO ORDER

ATTENDEES: Cooper, McIntosh, Doss, Moretti and Bellach

2. MINUTES OF PREVIOUS MEETING:

ROSTER REPORT: 17 Volunteers, 6 Part Time & 5 Full-Time

3. APPROVAL OF CLAIMS:

PUBLIC APPEARANCES: An opportunity for anyone to speak to the Board on subjects not on the regular agenda. The Board will not make a decision on the subject unless it is of a routine nature.

4. ACTION ITEMS/OLD BUSINESS:

1. Announcement of Board Vacancy
2. Request for Site Plan from Above and Associates (Building Committee Ad Hoc Update)
3. Request for Personnel Survey data (Personnel Ad Hoc Update)

NON-ACTION ITEMS/CHIEF'S REPORT:

1. Statement of Economic Interest Form 700
2. Jim Kempers Service Award-\$500.00 (KFA)
3. Water Tender-3197 revamp update
4. Prop 19 Update
5. Measure G and serving on an Ad Hoc committee

**KENWOOD FIRE PROTECTION DISTRICT
REGULAR MEETING OF DIRECTORS
JANUARY 12, 2021**

MEETING: Meeting called to order at 16:04 hrs. Cooper, McIntosh, Doss, Moretti and Chief Bellach were present. Director Kempers was not in attendance.

MINUTES: MSP Cooper/McIntosh to approve the minutes of December 8, 2020.

ROSTER: 17 Volunteers, 5 Full-Time and 6 Part-Time.

CLAIMS APPROVAL: MSP McIntosh/Cooper to approve CR #20-21-07 for \$47,662.79 and payrolls 12/04/20 for \$18,048.43 and 12/16/20 for \$32,765.25 and 12/31/20 for \$18,439.04.

PUBLIC APPEARANCES: Denise Benguerel from the public spoke to thank the Board for all their hard work.

OLD BUSINESS: MSP McIntosh/Doss to approve the nomination of Director Moretti to take on the office of President/Chair. Richard Gulson, from the public, thanked Director Doss for his time as Chair. MSP Cooper/McIntosh to approve 25% of Engineer Martin's cost for Medic School with a total cost of \$13,500.00. Total payment reimbursement will be \$3,375.00.

CHIEF'S REPORT: Chief Bellach went over the details of the end of year run stats. (See attached.) He suggested that we talk at our next meeting, offering department wide incentives for different levels of training.

Director Doss reported that the Board had made a decision that some of the raw data to the open ended questions were to be withheld from the public, due to the nature of the information. Chief Bellach added that it was a great idea to have the survey and the overall participation of the department was very high. The data collected as a whole, really shaped the working operations of the District and will help us to make the department a better place. Richard Gulson, who was part of the community consultants, reported he would like to thank Tony Ghisla, who helped research information for the survey. The group asked different Fire Chiefs, through a letter, if they could comment on the issues and challenges of full and part-time employees being part of the same labor force. The group interviewed six Fire Chiefs in total. This created a list of questions that were submitted to the Ad Hoc group. These questions became the basis for the survey. The services of Muelrath Public Affairs were used to create, distribute and do the preliminary summary of the survey. Muelrath agreed not to charge the District for their services. Richard and Tony agreed to deliver a gift of wine as a thank you. Richard Gulson requested permission from the Board, to distribute the questions from the survey without any answers, to the six Chiefs that helped us with our research. Chief Bullard, from Graton Fire, went through the same exercise with his department and had given the committee a lot of background from his survey. Chief Bullard asked if we would share the

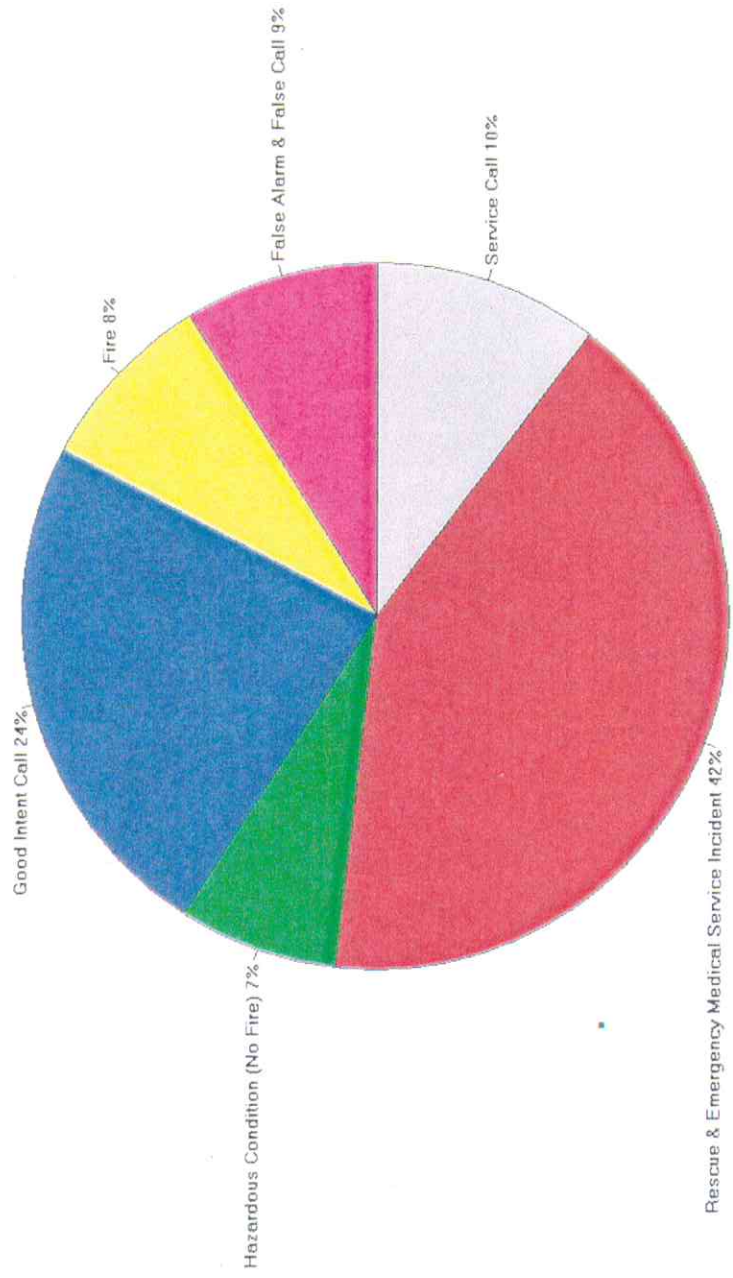
results of our survey with him. It was also requested that we make available to Richard the raw data without identifying any of the narrative answers to him to get more data out of the survey. Director Doss stated that we will have an Ad Hoc Committee meeting and discuss Richards's requests and present it to the Board. Director Moretti asked Richard what is the difference of the data given to Chief Bullard in respects to the data that Richard is requesting for himself. The data given to Chief Bullard will only be in relation to the questions and graphs that were distributed to the entire department.

GOOD of the ORDER: Director Doss asked about an update in regards to COVID-19 in our District. Chief Bellach reported that we have had no cases within the department, as well as no contact cases from the County for responding to calls. The County "Stay at Home" orders are still in effect. Through OES, EMT's are being requested to help work in the Emergency Rooms. As of now, no one from our agency is working in this capacity. Director Doss also reported the Kenwood Press will be doing an article on the number of first responders that have gotten the COVID vaccine. The question was, what is the percentage of employees that have gotten the vaccination? The number is around 20% which is very low. These low numbers are County and State wide.

Respectfully submitted,

Attest:

Incident Type Summary
Alarm Date Between (01/01/2020) And (12/31/2020)



Kenwood Fire

Average Turnout per Incident

Alarm Date Between {01/01/2020} And {12/31/2020}

Total Number of Incidents	261	Total Number of Responding Personnel	699
Average Turnout per Incident		3	

Kenwood Fire

Unit Response Time Analysis

Alarm Date Between {01/01/2020} And {12/31/2020}

Response		Count	Percentage
Hrs	Mins		
	< 01	21	8.9%
	01	17	7.2%
	02	33	14.0%
	03	25	10.6%
	04	25	10.6%
	05	27	11.4%
	06	26	11.0%
	07	7	2.9%
	08	10	4.2%
	09	10	4.2%
	10	5	2.1%
	11	3	1.2%
	12	2	0.8%
	13	4	1.7%
	14	2	0.8%
	18	2	0.8%
	19	1	0.4%
	21	1	0.4%
	22	1	0.4%
	24	1	0.4%
	26	2	0.8%
	27	1	0.4%
	46	1	0.4%
23	8:	2	0.8%
30	9:	1	0.4%
32	2:	1	0.4%
33	8:	1	0.4%
42	8:	2	0.8%
68	5:	1	0.4%

Overall Average Response Time: 126:41:4

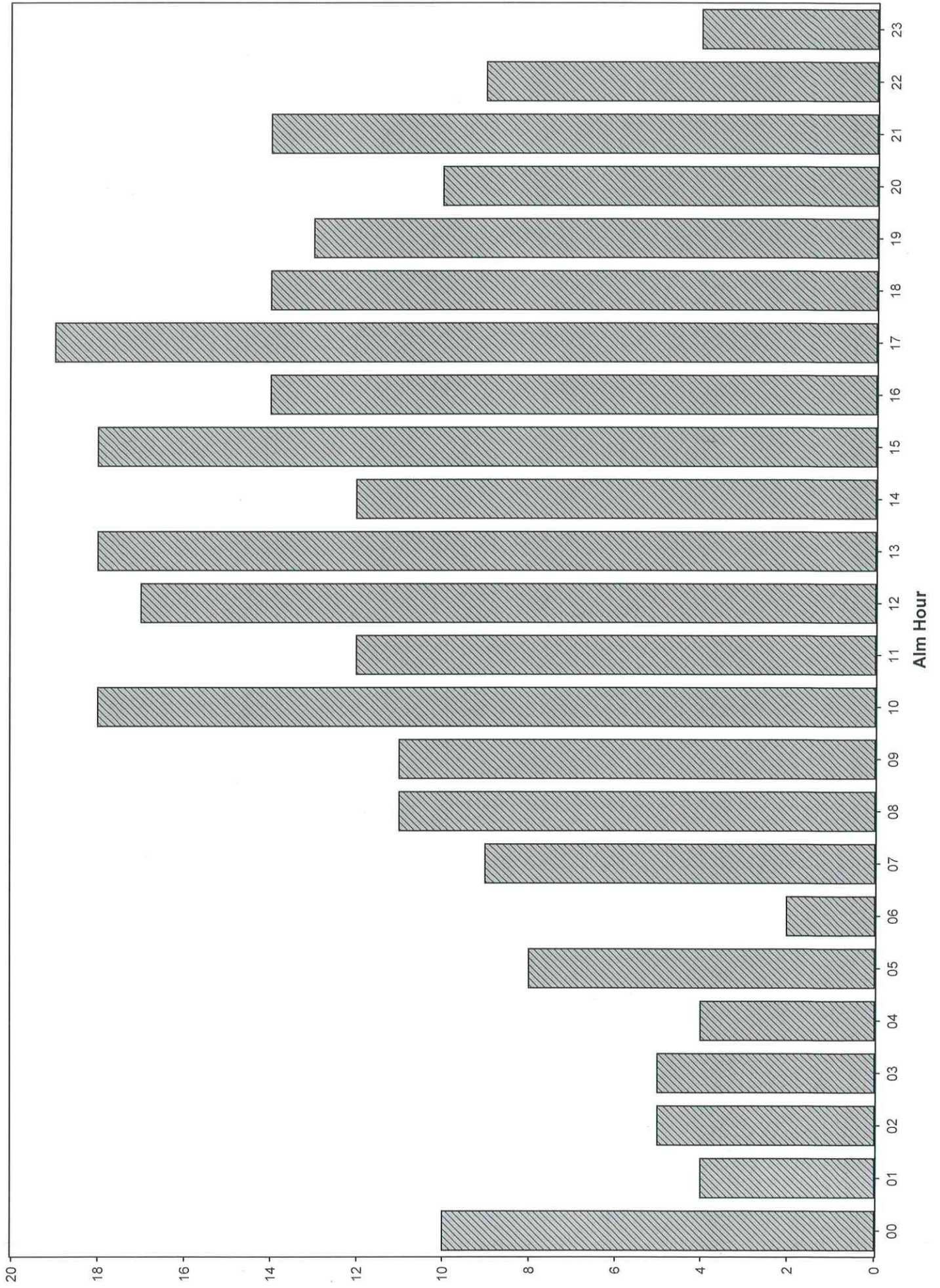
Kenwood Fire

Aid Responses by Department (Summary)

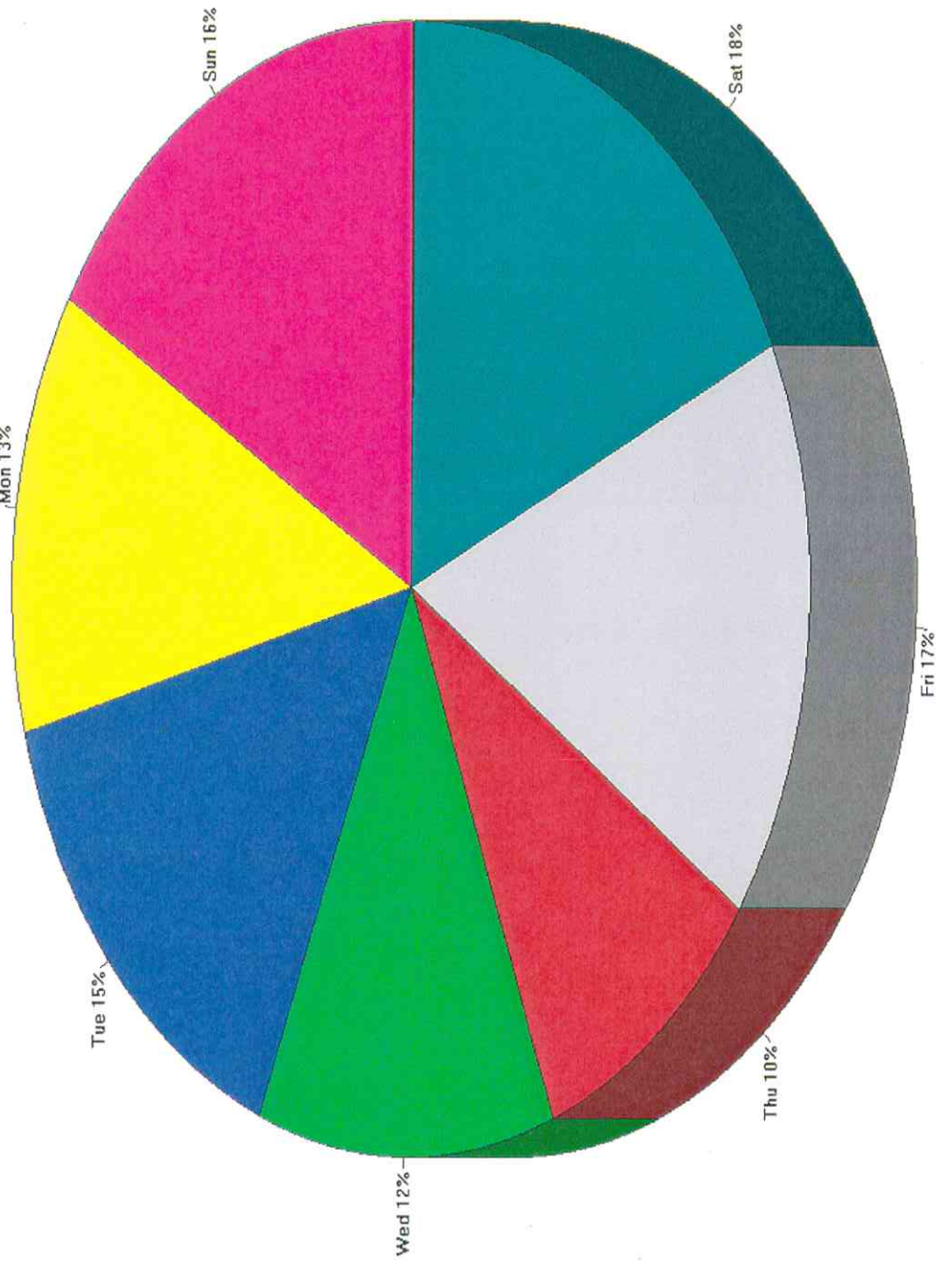
Alarm Date Between {01/01/2020} And {12/31/2020}

Type of Aid	Count	Type of Aid	Count
33 Sonoma Valley FD		OES California Office of Emergency Services	
Automatic aid received	6		1
Mutual aid given	1		
Automatic aid given	17		
	<u>24</u>	SO Sonoma County Sheriffs Dept.	
		Automatic aid received	2
			<u>2</u>
34 Mayacamas VFD			
Automatic aid given	1		
	<u>1</u>		
38 Shell Vista FD			
Mutual aid given	1		
Automatic aid given	1		
	<u>2</u>		
71 Santa Rosa FD			
Automatic aid received	7		
Mutual aid given	3		
Automatic aid given	8		
	<u>18</u>		
75 Sonoma County Fire District			
Automatic aid received	1		
Mutual aid given	1		
Automatic aid given	4		
	<u>6</u>		
CDF California Dept. of Forestry			
Mutual aid received	1		
Mutual aid given	2		
	<u>3</u>		
KWD Kenwood Fire			
Automatic aid received	1		
	<u>1</u>		
OES California Office of Emergency Services			
Mutual aid given	1		

Count of Incidents by Alarm Hour
Alarm Date Between {01/01/2020} And {12/31/2020}



Incident Responses by Day of Week
Alarm Date Between {01/01/2020} And {12/31/2020}



Kenwood Fire Protection District
Reconciliation Detail
1031 - Exchange Operating, Period Ending 01/31/2021

Type	Date	Num	Name	Clr	Amount	Balance
Beginning Balance						1,522,693.81
Cleared Transactions						
Checks and Payments - 23 items						
Bill Pmt -Check	12/08/2020	2240	DK Embroidery & M...	X	-1,082.50	-1,082.50
Bill Pmt -Check	12/08/2020	2241	FailSafe Testing LLC	X	-528.60	-1,611.10
Bill Pmt -Check	12/08/2020	2244	Golden State Fire A...	X	-98.53	-1,709.63
Check	01/05/2021	ach	CALPERS Health	X	-10,299.21	-12,008.84
Check	01/07/2021	ach	CALPERS Retirem...	X	-2,092.27	-14,101.11
Check	01/07/2021	ach	CALPERS Retirem...	X	-1,934.80	-16,035.91
Bill Pmt -Check	01/08/2021	2258	Cardmember Service	X	-3,660.35	-19,696.26
Bill Pmt -Check	01/08/2021	2259	TIAA COMMERCIA...	X	-166.71	-19,862.97
Transfer	01/11/2021			X	-20,918.66	-40,781.63
Bill Pmt -Check	01/12/2021	2262	F A S I S	X	-10,016.00	-50,797.63
Bill Pmt -Check	01/12/2021	2267	MES-California	X	-7,872.52	-58,670.15
Bill Pmt -Check	01/12/2021	2264	James Grossi Cons...	X	-2,000.00	-60,670.15
Bill Pmt -Check	01/12/2021	2265	L. N. Curtis & Sons	X	-521.20	-61,191.35
Bill Pmt -Check	01/12/2021	2266	Life-Assist, Inc.	X	-415.82	-61,607.17
Bill Pmt -Check	01/12/2021	2260	Casco Refrigeration...	X	-280.31	-61,887.48
Check	01/12/2021	2271	Ayers, John J.	X	-275.00	-62,162.48
Bill Pmt -Check	01/12/2021	2261	Coast Counties Pet...	X	-101.78	-62,264.26
Bill Pmt -Check	01/12/2021	2263	Fire Safety Supply I...	X	-55.75	-62,320.01
Bill Pmt -Check	01/12/2021	2268	Uboldi, Robert	X	-27.76	-62,347.77
Check	01/21/2021	ach	Choice Builder	X	-929.36	-63,277.13
Check	01/25/2021		CALPERS Retirem...	X	-2,134.33	-65,411.46
Check	01/25/2021		CALPERS Retirem...	X	-1,697.72	-67,109.18
Transfer	01/28/2021			X	-20,233.81	-87,342.99
Total Checks and Payments					-87,342.99	-87,342.99
Deposits and Credits - 2 items						
Bill Pmt -Check	09/08/2020	2204	Santa Rosa Auto P...	X	0.00	0.00
Deposit	01/08/2021			X	5,331.99	5,331.99
Total Deposits and Credits					5,331.99	5,331.99
Total Cleared Transactions					-82,011.00	-82,011.00
Cleared Balance					-82,011.00	1,440,682.81
Uncleared Transactions						
Checks and Payments - 2 items						
Check	01/12/2021	2269	Sonoma Valley Fire...		-420.00	-420.00

4:46 PM

02/04/21

Kenwood Fire Protection District
Reconciliation Detail
1031 - Exchange Operating, Period Ending 01/31/2021

<u>Type</u>	<u>Date</u>	<u>Num</u>	<u>Name</u>	<u>Clr</u>	<u>Amount</u>	<u>Balance</u>
Check	01/12/2021	2270	Molesworth, Robert		-117.00	-537.00
Total Checks and Payments					-537.00	-537.00
Total Uncleared Transactions					-537.00	-537.00
Register Balance as of 01/31/2021					-82,548.00	1,440,145.81
Ending Balance					-82,548.00	1,440,145.81



P.O. Box 3788 | Santa Rosa CA 95402-3788
Return Service Requested

Last statement: December 31, 2020
This statement: January 31, 2021
Total days in statement period: 31

KENWOOD FIRE PROTECTION DISTRICT
PO BOX 249
KENWOOD CA 95452

Page 1 of 2
1090042720
(0)

Direct inquiries to:
707 524-3000

Exchange Bank
P O Box 403
Santa Rosa CA 95402

Public Funds Checking

Account number	1090042720	Beginning balance	\$1,522,693.81
Avg collected balance	\$1,485,074	Total additions	5,331.99
		Total subtractions	87,342.99
		Ending balance	\$1,440,682.81

CHECKS

<u>Number</u>	<u>Date</u>	<u>Amount</u>	<u>Number</u>	<u>Date</u>	<u>Amount</u>
2240	01-07	1,082.50	2263	01-21	55.75
2241	01-25	528.60	2264	01-20	2,000.00
2244 *	01-06	98.53	2265	01-19	521.20
2258 *	01-20	3,660.35	2266	01-19	415.82
2259	01-19	166.71	2267	01-19	7,872.52
2260	01-19	280.31	2268	01-27	27.76
2261	01-19	101.78	2271 *	01-28	275.00
2262	01-19	10,016.00			

* Skip in check sequence

DEBITS

<u>Date</u>	<u>Description</u>	<u>Subtractions</u>
01-06	' ACH Withdrawal CALPERS 1800 100000016272908 Kenwood Fire Protectio	10,299.21
01-08	' ACH Withdrawal CALPERS 3100 100000016233367 Kenwood Fire Protectio	1,934.80
01-08	' ACH Withdrawal CALPERS 3100 100000016237987 Kenwood Fire Protectio	2,092.27

KENWOOD FIRE PROTECTION DISTRICT
 January 31, 2021

 Page 2 of 2
 1090042720

<u>Date</u>	<u>Description</u>	<u>Subtractions</u>
01-11	' Internet/Phone Txfr REF 0111629L FUNDS TRANSFER TO DEP XXXXXX2200 FROM ONLINE PAYROLL TRANSFER 0	20,918.66
01-21	' ACH Withdrawal CHOICE BUILDER ONLIN PMNT 210121 Kenwood Fire Protectio	929.36
01-26	' ACH Withdrawal CALPERS 3100 100000016270692 Kenwood Fire Protectio	1,697.72
01-26	' ACH Withdrawal CALPERS 3100 100000016270682 Kenwood Fire Protectio	2,134.33
01-28	' Internet/Phone Txfr REF 0281243L FUNDS TRANSFER TO DEP XXXXXX2200 FROM ONLINE FUNDS TRANSFER VIA	20,233.81

CREDITS

<u>Date</u>	<u>Description</u>	<u>Additions</u>
01-11	Deposit	5,331.99

DAILY BALANCES

<u>Date</u>	<u>Amount</u>	<u>Date</u>	<u>Amount</u>	<u>Date</u>	<u>Amount</u>
12-31	1,522,693.81	01-11	1,491,599.83	01-25	1,465,051.43
01-06	1,512,296.07	01-19	1,472,225.49	01-26	1,461,219.38
01-07	1,511,213.57	01-20	1,466,565.14	01-27	1,461,191.62
01-08	1,507,186.50	01-21	1,465,580.03	01-28	1,440,682.81

Kenwood Fire Protection District
Reconciliation Detail
1032 · Exchange Bank Payroll, Period Ending 01/31/2021

Type	Date	Num	Name	Clr	Amount	Balance
Beginning Balance						12,178.53
Cleared Transactions						
Checks and Payments - 15 items						
Check	04/10/2020	5005...	Tedrick, Colin	X	-240.12	-240.12
Check	04/24/2020	5007...	Tedrick, Colin	X	-30.00	-270.12
Check	08/28/2020	50123	Tedrick, Colin	X	-194.91	-465.03
Check	11/06/2020	50154	Tedrick, Colin	X	-270.12	-735.15
Check	12/18/2020	50164	Miller, Zack	X	-2,992.97	-3,728.12
Check	12/31/2020	50169	Martin, Dean	X	-2,099.70	-5,827.82
Check	12/31/2020	50170	Uboldi, Robert	X	-139.20	-5,967.02
Check	01/15/2021	ach	DIRECT DEPOSIT ...	X	-15,989.92	-21,956.94
Check	01/15/2021	ach	PAYROLL TAX PA...	X	-4,467.00	-26,423.94
Check	01/15/2021	ach	IBS PR Fee	X	-322.55	-26,746.49
Check	01/15/2021	50171	Uboldi, Robert	X	-139.19	-26,885.68
Check	01/27/2021	50113	Tedrick, Colin	X	-60.70	-26,946.38
Check	01/28/2021		IBS PR Fee	X	-125.10	-27,071.48
Check	01/29/2021	ach	DIRECT DEPOSIT ...	X	-15,343.96	-42,415.44
Check	01/29/2021	ach	PAYROLL TAX PA...	X	-3,834.34	-46,249.78
Total Checks and Payments					-46,249.78	-46,249.78
Deposits and Credits - 2 items						
Transfer	01/11/2021			X	20,918.66	20,918.66
Transfer	01/28/2021			X	20,233.81	41,152.47
Total Deposits and Credits					41,152.47	41,152.47
Total Cleared Transactions					-5,097.31	-5,097.31
Cleared Balance					-5,097.31	7,081.22
Uncleared Transactions						
Checks and Payments - 14 items						
Check	04/24/2020	50073	Moretti, August J		-70.67	-70.67
Check	04/24/2020	50076	Seitz, Caylie		-20.00	-90.67
Check	04/24/2020	50074	Paolini, Travis		-20.00	-110.67
Check	07/31/2020	50112	Seitz, Caylie		-20.00	-130.67
Check	10/23/2020	50138	Todd, Douglas		-1,811.85	-1,942.52
Check	11/06/2020	50151	Todd, Douglas		-1,054.01	-2,996.53
Check	11/06/2020	50143	Cooper, John		-70.68	-3,067.21
Check	11/06/2020	50144	Doss, Daymon		-70.68	-3,137.89
Check	11/06/2020	50150	Moretti, August J		-70.68	-3,208.57
Check	11/06/2020	50148	McIntosh, Dennis		-70.68	-3,279.25
Check	11/20/2020	50157	Todd, Douglas		-458.44	-3,737.69
Check	12/04/2020	50160	Todd, Douglas		-718.71	-4,456.40
Check	12/18/2020	50166	Todd, Douglas		-195.11	-4,651.51
Check	12/31/2020	50168	Branconi, Mark		-169.18	-4,820.69
Total Checks and Payments					-4,820.69	-4,820.69
Deposits and Credits - 1 item						
General Journal	06/30/2019	AJE17			16,292.21	16,292.21
Total Deposits and Credits					16,292.21	16,292.21
Total Uncleared Transactions					11,471.52	11,471.52
Register Balance as of 01/31/2021					6,374.21	18,552.74
Ending Balance					6,374.21	18,552.74



P.O. Box 3788 | Santa Rosa CA 95402-3788
 Return Service Requested

Last statement: December 31, 2020
 This statement: January 31, 2021
 Total days in statement period: 31

KENWOOD FIRE PROTECTION DISTRICT
 PO BOX 249
 KENWOOD CA 95452

Page 1 of 2
 1090032200
 (0)

Direct inquiries to:
 707 524-3000

Exchange Bank
 P O Box 403
 Santa Rosa CA 95402

Public Funds Checking

Account number	1090032200	Beginning balance	\$12,178.53
Avg collected balance	\$11,932	Total additions	41,152.47
		Total subtractions	46,249.78
		Ending balance	\$7,081.22

CHECKS

Number	Date	Amount	Number	Date	Amount
50113	01-27	60.70	50169 *	01-28	2,099.70
50123 *	01-27	194.91	50170	01-27	139.20
50141 *	01-27	270.12	50171	01-27	139.19
50154 *	01-27	270.12			
50164 *	01-11	2,992.97			

* Skip in check sequence

DEBITS

Date	Description	Subtractions
01-14	' ACH Withdrawal KENWOOD FIRE PRO FEE 210114 I.KFP CHECKING KENWOOD FIRE PROTECTIO	322.55
01-14	' ACH Withdrawal KENWOOD FIRE PRO TAXCOLLECT 210114 I.KFP CHECKING KENWOOD FIRE PROTECTIO	4,467.00
01-14	' ACH Withdrawal KENWOOD FIRE PRO DDCOLLECT 210114 I.KFP CHECKING KENWOOD FIRE PROTECTIO	15,989.92
01-28	' ACH Withdrawal KENWOOD FIRE PRO FEE 210128 I.KFP CHECKING KENWOOD FIRE PROTECTIO	125.10



P.O. Box 3788 | Santa Rosa CA 95402-3788
 Return Service Requested

KENWOOD FIRE PROTECTION DISTRICT
 January 31, 2021

Page 2 of 2
 1090032200

<u>Date</u>	<u>Description</u>	<u>Subtractions</u>
01-28	' ACH Withdrawal KENWOOD FIRE PRO TAXCOLLECT 210128 I.KFP CHECKING KENWOOD FIRE PROTECTIO	3,834.34
01-28	' ACH Withdrawal KENWOOD FIRE PRO DDCOLLECT 210128 I.KFP CHECKING KENWOOD FIRE PROTECTIO	15,343.96

CREDITS

<u>Date</u>	<u>Description</u>	<u>Additions</u>
01-11	' Internet/Phone Txfr REF 0111629L FUNDS TRANSFER FRMDEP XXXXXX2720 FROM ONLINE PAYROLL TRANSFER 0	20,918.66
01-28	' Internet/Phone Txfr REF 0281243L FUNDS TRANSFER FRMDEP XXXXXX2720 FROM ONLINE FUNDS TRANSFER VIA	20,233.81

DAILY BALANCES

<u>Date</u>	<u>Amount</u>	<u>Date</u>	<u>Amount</u>	<u>Date</u>	<u>Amount</u>
12-31	12,178.53	01-14	9,324.75	01-28	7,081.22
01-11	30,104.22	01-27	8,250.51		

Thank you for banking with Exchange Bank

Kenwood Fire Protection (Default)
P.O. Box 249
Kenwood, CA 95452
United States

Pay Statement History

Gross to Net, Last Name

Pay Date: 01/15/2021
Payroll: Regular 01/15/2021
Pay Period: 12/28/2020-01/10/2021

Last, First Name	Default Department	Type	Pay Date	#	Total Hours	Gross	Reimburse	Federal Income Tax Amount	OASDI Amount	Medicare Amount	California Amount	California SDI Amount	Deduction (EE)	Deduction (ER)	Net Payment	OASDI Amount (ER)	Medicare Amount (ER)	Federal Unemploy Tax Amount (ER)	ER SUTA California Amount (ER)	California Employment Training Tax Amount (ER)	
Ayers, John	EXTRA HELP	Regular	01/15/202	-10914	10.00	\$183.20	-	-	\$11.36	\$2.66	-	-	-	-	\$169.18	\$11.36	\$2.66	-	-	-	
Bellach, Daren	CHIEF 3100	Regular	01/15/202	-10915	12.00	\$6,098.08	-	\$874.92	-	\$88.42	\$357.52	-	-	-	\$4,777.22	-	\$88.42	-	-	-	
Gilles, Michael	VOLUNTEE	Regular	01/15/202	-10916	0.50	\$54.90	-	-	\$3.40	\$0.80	-	-	-	-	\$50.70	\$3.40	\$0.80	-	-	-	
Infante, Susan	ADMIN	Regular	01/15/202	-10917	23.00	\$720.13	-	\$60.53	\$44.65	\$10.44	\$8.17	-	-	-	\$596.34	\$44.65	\$10.44	-	-	-	
Martin, Dean	ENGINEER	Regular	01/15/202	-10918	115.00	\$2,000.30	-	\$243.12	\$124.02	\$29.00	\$71.22	-	-	-	\$1,532.94	\$124.02	\$29.00	-	-	-	
Maxwell, Scott	EXTRA HELP	Regular	01/15/202	-10919	120.00	\$2,372.44	-	\$156.07	\$147.09	\$34.40	\$53.21	-	-	-	\$1,981.67	\$147.09	\$34.40	-	-	-	
Meyer, Matthew	CAPTAIN	Regular	01/15/202	-10920	160.00	\$3,458.88	-	\$515.71	-	\$50.15	\$180.22	-	\$281.44	-	\$2,431.36	-	\$50.15	-	-	-	
Molesworth III, Robert	ENGINEER	Regular	01/15/202	-10921	184.00	\$3,339.84	-	\$251.69	-	\$48.43	\$65.84	-	\$314.89	-	\$2,658.99	-	\$48.43	-	-	-	
Morrison, James	VOLUNTEE	Regular	01/15/202	-10922	1.00	\$109.80	-	-	\$6.81	\$1.59	-	-	-	-	\$101.40	\$6.81	\$1.59	-	-	-	
Soto-Pomeroy, Francisco	ENGINEER	Regular	01/15/202	-10923	115.00	\$2,342.67	-	\$255.25	-	\$33.97	\$76.07	-	\$287.26	-	\$1,690.12	-	\$33.97	-	-	-	
Uboldi, Robert	ASST. CHIEF	Regular	01/15/202	50171	-	\$150.73	-	-	\$9.35	\$2.19	-	-	-	-	\$139.19	\$9.35	\$2.19	-	-	-	
Report Total						740.50	20,830.97	-	2,357.29	\$346.68	\$302.05	\$812.25	-	\$883.59	-	16,129.11	\$346.68	\$302.05	-	-	-

Sorted By: Last, First Name Ascending
Filtered By: Employee Filter: All Employees; Pay Dates: Specific Payroll: Regular 01/15/2021; Settings: Show Only Final

Innovative Business Solutions, Inc. Admin
P: (707)586-4300, F: (877)586-4303
innovative.notification@SaaSshr.com



Generated: 01/11/2021 02:02p
Generated By: System Administrator
Page 1 of 1

Payroll Recap & Funding

Regular 01/15/2021

Payroll Overview

Payroll	Regular 01/15/2021
Pay Date	01/15/2021
# Employees	11
# Paid Employees	11
# Regular	11
# Pay Periods	1
Base Compensation Changes	1

Employee Payments

	#	EE's	\$ Amount
Checks	1	1	139.19
Direct Deposits Debited	10	10	15,989.92 ^D
Total			16,129.11
(D) Innovative Business Solutions, Inc. Admin Debit			-15,989.92
Your Remaining Bank Account Liability			139.19
Vouchers Printed	0		
Vouchers Suppressed	0		

Taxes

	EIN	EE's	\$ Amount
FIT/EE	94-2826574	7	2,357.29 ^D
FICA/ER	94-2826574	7	346.68 ^D
FICA/EE	94-2826574	7	346.68 ^D
MEDI/ER	94-2826574	11	302.05 ^D
MEDI/EE	94-2826574	11	302.05 ^D
SIT:CA/EE	944-0752-5	7	812.25 ^D
Total			4,467.00
(D) Innovative Business Solutions, Inc. Admin Debit			-4,467.00
Your Remaining Tax Liability			0.00

Amount does not include credits/deferrals listed in Families First Coronavirus Response Act/CARES Act section.

Vendor Liabilities

No Data

Billing

Invoice Total	322.55
Innovative Business Solutions, Inc. Admin Debit	-322.55
Amount Due	0.00

Total

Total	20,918.66
Innovative Business Solutions, Inc. Admin Debit	-20,779.47
Total of Your Responsibility	139.19

Recap

Innovative Business S	Date	Bank Account #	\$ Amount
Billing	01/14/2021	xxxxxx2200	322.55
Tax Payment	01/14/2021	xxxxxx2200	4,467.00
Empl. Dir. Dep. SPA	01/14/2021	xxxxxx2200	15,989.92
Total Debits			20,779.47

-- More --

Recap - Continued


Cash Requirements: xxxxxx2200

	\$ Amount
Billing	322.55
Tax Payment	4,467.00
Empl. Checks	139.19
Empl. Dir. Dep. SPA	15,989.92
Total	20,918.66

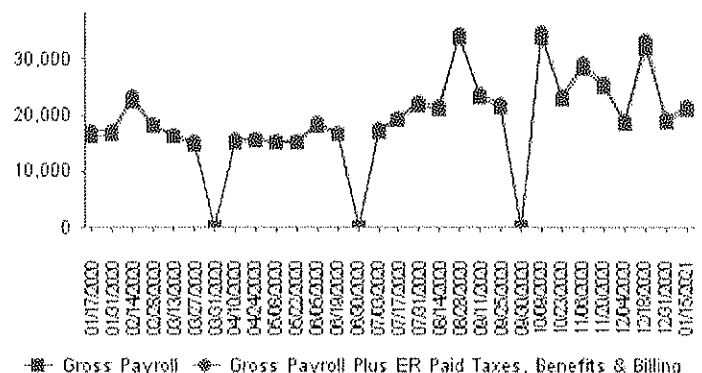
General Ledger Summary

	Debit/Exp.	Credit/Liab.
Earning	20,830.97	
ER Tax (Offset)	648.73	
Invoice	322.55	
Check		139.19
Invoice		322.55
ER Tax		648.73
Deduction		883.59
Tax		3,818.27
Direct Deposit		15,989.92
	21,802.25	21,802.25

Comparison To Last Pay Period - Gross Wages



Rolling 12 Month Payroll View



Kenwood Fire Protection (Default)
P.O. Box 249
Kenwood, CA 95452
United States

Pay Statement History

Gross to Net, Last Name

Pay Date: 01/29/2021
Payroll: Regular 01/29/2021
Pay Period: 01/11/2021-01/24/2021

Last, First Name	Default Department	Type	Pay Date	#	Total Hours	Gross	Reimburse	Federal Income Tax Amount	OASDI Amount	Medicare Amount	California Amount	California SDI Amount	Deduction (EE)	Deduction (ER)	Net Payment	OASDI Amount (ER)	Medicare Amount (ER)	Federal Unemploy Tax Amount (ER)	ER SUTA California Amount (ER)	California Employment Training Tax Amount (ER)	
Ayers, John	EXTRA HELP	Regular	01/29/202	-10925	27.00	\$494.64	-	\$2.54	\$30.67	\$7.17	-	-	-	-	\$454.26	\$30.67	\$7.17	-	-	-	
Bellach, Daren	CHIEF 3100	Regular	01/29/202	-10926	-	\$3,858.92	-	\$382.31	-	\$55.95	\$140.30	-	-	-	\$3,280.36	-	\$55.95	-	-	-	
Cooper, John	DIRECTOR	Regular	01/29/202	50172	3.00	\$76.53	-	-	\$4.74	\$1.11	-	-	-	-	\$70.68	\$4.74	\$1.11	-	-	-	
Doss, Daymon	DIRECTOR	Regular	01/29/202	50173	3.00	\$76.53	-	-	\$4.74	\$1.11	-	-	-	-	\$70.68	\$4.74	\$1.11	-	-	-	
Ghisla, Vincent	CAPTAIN	Regular	01/29/202	-10929	-	-	\$70.00	-	-	-	-	-	-	-	\$70.00	-	-	-	-	-	
Gilles, Michael	VOLUNTEE	Regular	01/29/202	-10930	1.00	\$109.80	\$10.00	-	\$6.81	\$1.59	-	-	-	-	\$111.40	\$6.81	\$1.59	-	-	-	
Gulson, Benjamin	CAPTAIN	Regular	01/29/202	50174	-	-	\$70.00	-	-	-	-	-	-	-	\$70.00	-	-	-	-	-	
Hardy, Lisa	EXTRA HELP	Regular	01/29/202	-10932	58.50	\$1,071.72	-	\$85.25	\$66.45	\$15.54	\$12.13	-	-	-	\$892.35	\$66.45	\$15.54	-	-	-	
Heidorn, Steven	VOLUNTEE	Regular	01/29/202	-10933	-	-	\$90.00	-	-	-	-	-	-	-	\$90.00	-	-	-	-	-	
Infante, Susan	ADMIN	Regular	01/29/202	-10934	15.00	\$469.65	-	\$31.77	\$29.12	\$6.81	-	-	-	-	\$401.95	\$29.12	\$6.81	-	-	-	
Kempers, James	DIRECTOR	Regular	01/29/202	50175	2.00	\$51.02	-	-	\$3.16	\$0.74	-	-	-	-	\$47.12	\$3.16	\$0.74	-	-	-	
Kunde, Jason	VOLUNTEE	Regular	01/29/202	-10936	-	-	\$20.00	-	-	-	-	-	-	-	\$20.00	-	-	-	-	-	
Lopez, Daniel	VOLUNTEE	Regular	01/29/202	50176	1.00	\$109.80	\$20.00	-	\$6.81	\$1.59	-	-	-	-	\$121.40	\$6.81	\$1.59	-	-	-	
Martin, Dean	ENGINEER	Regular	01/29/202	-10938	136.50	\$2,423.96	-	\$336.33	\$150.28	\$35.15	\$108.50	-	-	-	\$1,793.70	\$150.28	\$35.15	-	-	-	
Maxwell, Scott	EXTRA HELP	Regular	01/29/202	-10939	82.00	\$1,767.88	-	\$50.41	\$109.61	\$25.63	\$27.44	-	-	-	\$1,554.79	\$109.61	\$25.63	-	-	-	
McIntosh, Dennis	DIRECTOR	Regular	01/29/202	50177	3.00	\$76.53	-	-	\$4.74	\$1.11	-	-	-	-	\$70.68	\$4.74	\$1.11	-	-	-	
Meyer, Matthew	CAPTAIN	Regular	01/29/202	-10941	108.00	\$2,558.52	-	\$328.89	-	\$37.10	\$94.84	-	\$230.27	-	\$1,867.42	-	\$37.10	-	-	-	
Miller, Zack	VOLUNTEE	Regular	01/29/202	50178	-	-	\$10.00	-	-	-	-	-	-	-	\$10.00	-	-	-	-	-	
Molesworth III, Robert	ENGINEER	Regular	01/29/202	-10943	135.00	\$3,110.16	-	\$231.00	-	\$45.10	\$56.05	-	\$257.63	-	\$2,520.38	-	\$45.10	-	-	-	
Moretti, August	DIRECTOR	Regular	01/29/202	50179	3.00	\$76.53	-	-	\$4.74	\$1.11	-	-	-	-	\$70.68	\$4.74	\$1.11	-	-	-	
Morrison, James	VOLUNTEE	Regular	01/29/202	-10945	2.00	\$219.60	\$50.00	\$6.77	\$13.61	\$3.18	-	-	-	-	\$246.04	\$13.61	\$3.18	-	-	-	
Platt, Joseph	VOLUNTEE	Regular	01/29/202	50180	-	-	\$90.00	-	-	-	-	-	-	-	\$90.00	-	-	-	-	-	
Soto-Pomeroy, Francisco	ENGINEER	Regular	01/29/202	-10947	136.50	\$2,838.83	-	\$350.36	-	\$41.16	\$114.91	-	\$351.09	-	\$1,981.31	-	\$41.16	-	-	-	
Tedrick, Colin	VOLUNTEE	Regular	01/29/202	50181	-	-	\$10.00	-	-	-	-	-	-	-	\$10.00	-	-	-	-	-	
Todd, Douglas	EXTRA HELP	Regular	01/29/202	50182	6.50	\$119.08	-	-	\$7.38	\$1.73	-	-	-	-	\$109.97	\$7.38	\$1.73	-	-	-	
Uboldi, Gary	VOLUNTEE	Regular	01/29/202	-10950	-	-	\$60.00	-	-	-	-	-	-	-	\$60.00	-	-	-	-	-	
Uboldi, Robert	ASST. CHIEF	Regular	01/29/202	50183	-	\$150.73	\$50.00	-	\$9.34	\$2.19	-	-	-	-	\$189.20	\$9.34	\$2.19	-	-	-	
Report Total						723.00	19,660.43	\$550.00	1,805.63	\$452.20	\$285.07	\$554.17	-	\$838.99	-	16,274.37	\$452.20	\$285.07	-	-	-

Sorted By: Last, First Name Ascending
Filtered By: Employee Filter: All Employees, Pay Dates: Specific Payroll: Regular 01/29/2021, Settings: Show Only Final

Innovative Business Solutions, Inc. Admin
P: (707)586-4300, F: (877)586-4303
innovative.notification@SaaShr.com



Generated: 01/25/2021 05:24p
Generated By: System Administrator
Page 1 of 1

Payroll Recap & Funding

Regular 01/29/2021

Payroll Overview

Payroll	Regular 01/29/2021
Pay Date	01/29/2021
# Employees	27
# Paid Employees	27
# Regular	27
# Pay Periods	1

Employee Payments

	#	EE's	\$ Amount
Checks	12	12	930.41
Direct Deposits Debited	15	15	15,343.96 ^D
Total			16,274.37
(D) Innovative Business Solutions, Inc. Admin Debit			-15,343.96
Your Remaining Bank Account Liability			930.41
Vouchers Printed	0		
Vouchers Suppressed	0		

Taxes

	EIN	EE's	\$ Amount
FIT/EE	94-2826574	10	1,805.63 ^D
FICA/ER	94-2826574	15	452.20 ^D
FICA/EE	94-2826574	15	452.20 ^D
MEDI/ER	94-2826574	19	285.07 ^D
MEDI/EE	94-2826574	19	285.07 ^D
SIT:CA/EE	944-0752-5	7	554.17 ^D
Total			3,834.34
(D) Innovative Business Solutions, Inc. Admin Debit			-3,834.34
Your Remaining Tax Liability			0.00

Amount does not include credits/deferrals listed in Families First Coronavirus Response Act/CARES Act section.

Vendor Liabilities

No Data

Billing

Invoice Total	125.10
Innovative Business Solutions, Inc. Admin Debit	-125.10
Amount Due	0.00

Total

Total	20,233.81
Innovative Business Solutions, Inc. Admin Debit	-19,303.40
Total of Your Responsibility	930.41

Recap

Innovative Business S	Date	Bank Account #	\$ Amount
Billing	01/28/2021	xxxxxx2200	125.10
Tax Payment	01/28/2021	xxxxxx2200	3,834.34
Empl. Dir. Dep. SPA	01/28/2021	xxxxxx2200	15,343.96
Total Debits			19,303.40

-- More --

Recap - Continued


Cash Requirements: xxxxxx2200

	\$ Amount
Billing	125.10
Tax Payment	3,834.34
Empl. Checks	930.41
Empl. Dir. Dep. SPA	15,343.96
Total	20,233.81

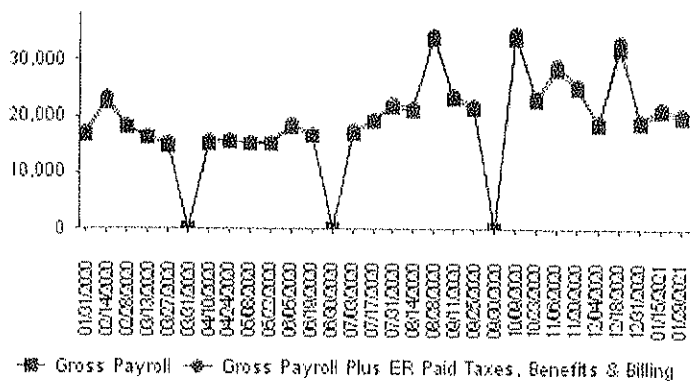
General Ledger Summary

	Debit/Exp.	Credit/Liab.
Earning	20,210.43	
ER Tax (Offset)	737.27	
Invoice	125.10	
Invoice		125.10
ER Tax		737.27
Deduction		838.99
Check		930.41
Tax		3,097.07
Direct Deposit		15,343.96
	21,072.80	21,072.80

Comparison To Last Pay Period - Gross Wages



Rolling 12 Month Payroll View



Kenwood Fire Protection District
Claims Detail
February 9, 2021

<u>Date</u>	<u>Num</u>	<u>Name</u>	<u>Memo</u>	<u>S. O. #</u>	<u>Check #</u>	<u>Open Balance</u>
01/30/2021	ESO-48767	ESO Solutions, Inc.	FH Support Renewal	6457		695.25
02/04/2021	Elite Command	Martin, Dean	WUI Training Training	7120		400.00
01/30/2021	Statement	Pace Supply Corp.	40282-00	6180		39.58
02/04/2021	Statement	Sonoma County Fire Chief's Assoc.	2021 Membership Dues	6280		400.00
01/28/2021	Inv. 7889671	TIAA COMMERCIAL FINANCE, INC	COPIER LEASE 20302720	6400		166.71
01/20/2021	Statement	Burton's Fire, Inc.	Supplies	6140		72.83
12/17/2020	Amazon	Cardmember Service	Kitchen Supplies	6880		323.67
12/21/2020	PGE	Cardmember Service	10/27-11/24	7320		924.89
12/21/2020	Union 76	Cardmember Service	Fuel	7201		73.36
12/21/2020	Pace Supply	Cardmember Service	Parts	6140		42.78
12/24/2020	Amazon	Cardmember Service	Batteries	6461		159.09
12/27/2020	Comcast	Cardmember Service	Internet	6040		109.87
12/28/2020	Kenwood Gas	Cardmember Service	Fuel	7201		72.03
12/28/2020	Go Daddy	Cardmember Service	Monthly Domain Renewal	6457		19.99
12/24/2020	Amazon	Cardmember Service	Batteries	6461		106.06
01/02/2021	Union 76	Cardmember Service	Fuel	7201		70.97
12/30/2020	Amazon	Cardmember Service	Cleaning Supplies	6080		20.44
12/30/2020	Amazon	Cardmember Service	Computer Supplies	6457		973.16
01/05/2021	Kenwood Water	Cardmember Service	Dec. Service	7320		210.95
01/08/2021	Union 76	Cardmember Service	Fuel	7201		72.65
01/15/2021	Frontier	Cardmember Service	Fax Line	6040		62.91
01/13/2021	ATT	Cardmember Service	Cell Phones	6040		268.84
01/15/2021	Chevron	Cardmember Service	Fuel	7201		80.66
01/14/2021	Frontier	Cardmember Service	Telephone	6040		272.47
01/20/2021	True Value Hardware	Cardmember Service	Parts	6180		12.52
01/17/2021	Amazon	Cardmember Service	Monthly Dues	6400		14.06
01/04/2021	BK Technolo	Cardmember Service	Supplies	6880		217.48
01/05/2021	Amazon	Cardmember Service	Supplies	6080		130.16
01/04/2021	Amazon	Cardmember Service	Cleaning Supplies	6080		23.21
01/14/2021	Inv. 0676185S	Coast Counties Peterbuilt	45310 - 3197 Repair	6140		465.84

Kenwood Fire Protection District Claims Detail February 9, 2021

01/20/2021	Inv. #12356292	Friedman's Home Improvement	Supplies	6180		53.67
01/22/2021	Friedman's	Soto-Pomeroy, Japen	Training Supplies	7120		42.35
11/25/2020	Inv. C1025696	Golden State Fire Apparatus	3181 Repair	6140		437.98
01/07/2021	Inv. #454226	L. N. Curtis & Sons	Battery	6140		295.88
01/14/2021	Inv. #717299	Lake Parts, Inc.	Parts	6140		13.07
01/21/2021	Inv. #39974	Marshall's Machine Shop, Inc.	3100 Service	6140		536.96
01/12/2021	Medic Class	Martin, Dean	25% of Total	7120		3,375.00
01/04/2021	Inv. #1210127	Merrill, Arnone & Jones, LLP	Dept. Survey	6500		90.00
01/16/2021	Elite Command	Meyer, Matthew	WUI Training	7120		325.00
01/20/2021	Inv. 3214146	North Bay Petroleum	Diesel	7201		582.49
01/20/2021	Inv. #1412994	Santa Rosa Uniform	Uniform-Martin	6020		555.74
1/12/2021	10/25-10/27	Sonoma Valley Fire District	Reimb For Up-Staffing Vehicle	3661	2269	420.00
1/12/2021	Reimbursement	Robert Molesworth	Coastal Valley EMS Class	7120	2270	117.00
01/12/2021	Reimbursement	Jack Ayers	S-219 Firing Operations	7120	2271	275.00
1/25/2021	12/28/20-01/10/21	Calpers Retirement	Classic	5923	ACH	2,134.33
1/25/2021	12/28/20-01/10/21	Calpers Retirement	Pepra	5923	ACH	1,697.72
2/5/2021	01/11/21-01/24/21	Calpers Retirement	Classic	5923	ACH	1,810.60
2/5/2021	01/11/21-01/24/21	Calpers Retirement	Pepra	5923	ACH	1,820.09
2/5/2021	Health	Calpers Health	February Premium	5930	ACH	10,299.21
2/5/2021	Dental/Vision	Choice Builder	March Premium	5930	ACH	735.12

2/9/21 Claims Total

32,119.64

Signature: _____
 Signature: _____
 Signature: _____
 Signature: _____

Title: Director
 Title: Director
 Title: Director
 Title: Director

Kenwood Fire Protection District
Profit & Loss Budget vs. Actual
July 2020 through January 2021

	<u>Jul '20 - Jan 21</u>	<u>Budget</u>	<u>\$ Left in Budget</u>	<u>% of Budget Used</u>
Ordinary Income/Expense				
Income				
10 - Tax Revenue				
1000 - Prop Taxes - CY Secured	499,707.23	830,111.00	-330,403.77	60.2%
1001 - CY Direct Charges	27,047.57	44,347.00	-17,299.43	60.99%
1020 - Prop Tax CY Supp	7,468.37	16,483.00	-9,014.63	45.31%
1040 - Property Tax - CY Unsec	26,850.72	25,726.00	1,124.72	104.37%
1011 - SB2557 Prop Tax Admin	1,558.47	0.00	1,558.47	100.0%
1050 - - Supplemental Prop Taxes -CY	5,044.49			
1051 - -Supplemental Prop Taxes - PY	501.85			
1059 - - Prop Taxes - PY, Unsecured	433.33			
1060 - Prop Taxes - PY, Secured	-13.57			
1061 - PY Direct Charges	125.00	955.00	-830.00	13.09%
1070 - State-Other In-Lieu Tax	18.96			
1100 - Prop Taxes-PY Unsecured	0.00	477.00	-477.00	0.0%
Total 10 - Tax Revenue	<u>568,742.42</u>	<u>918,099.00</u>	<u>-349,356.58</u>	<u>61.95%</u>
17 - Use of Money/Prop				
1700 - Interest on Pooled Cash	141.62	7,000.00	-6,858.38	2.02%
Total 17 - Use of Money/Prop	<u>141.62</u>	<u>7,000.00</u>	<u>-6,858.38</u>	<u>2.02%</u>
20 - Intergovernmental Revenues				
2081 - Highway Rentals	5.52	3,971.00	-3,965.48	0.14%
2440 - HOPTR	3,323.14	2,514.00	809.14	132.19%
Total 20 - Intergovernmental Revenues	<u>3,328.66</u>	<u>6,485.00</u>	<u>-3,156.34</u>	<u>51.33%</u>
30 - Charges for Services				
3661 - Fire Control Services	33,728.64	13,000.00	20,728.64	259.45%
3700 - Copy/Transcribe Fees	0.00	50.00	-50.00	0.0%
Total 30 - Charges for Services	<u>33,728.64</u>	<u>13,050.00</u>	<u>20,678.64</u>	<u>258.46%</u>

Kenwood Fire Protection District Profit & Loss Budget vs. Actual July 2020 through January 2021

	Jul '20 - Jan 21	Budget	\$ Left in Budget	% of Budget Used
40 - Miscellaneous Revenues				
4040 - Miscellaneous Revenue	20,260.50			
Total 40 - Miscellaneous Revenues	20,260.50			
Total Income	626,201.84	944,634.00	-318,432.16	66.29%
Gross Profit	626,201.84	944,634.00	-318,432.16	66.29%
Expense				
50 - Salaries/Emp Benefits				
Gross Wages				
5910-Perm Positions	225,282.07	413,870.00	-188,587.93	54.43%
5911-Extra Help	44,058.50	52,800.00	-8,741.50	83.44%
5912-Overtime	64,898.93	55,000.00	9,898.93	118.0%
Total Gross Wages	334,239.50	521,670.00	-187,430.50	64.07%
5913-Director Stipend	739.79	1,550.00	-810.21	47.73%
5914 - Volunteer Stipend	26,080.48	15,000.00	11,080.48	173.87%
5922-FICA ER Expense	5,389.10	10,000.00	-4,610.90	53.89%
5923-CALPERS Retirement	58,475.15	91,910.00	-33,434.85	63.62%
5924-Medicare ER Exp	4,918.20	7,500.00	-2,581.80	65.58%
5930-CALPERS Health/Dental/Visi	73,836.80	134,294.00	-60,457.20	54.98%
5940 - WORKERS COMP	30,048.00	43,000.00	-12,952.00	69.88%
Total 50 - Salaries/Emp Benefits	533,727.02	824,924.00	-291,196.98	64.7%
60 - Services/Supplies				
6020-Clothing/Personal	2,337.30	6,000.00	-3,662.70	38.96%
6021-Uniform Expense(Daren)	0.00	1,500.00	-1,500.00	0.0%
6022-Clothing/Safety	10,435.55	10,000.00	435.55	104.36%
6040-Communications	4,429.90	9,500.00	-5,070.10	46.63%

Kenwood Fire Protection District Profit & Loss Budget vs. Actual July 2020 through January 2021

	Jul '20 - Jan 21	Budget	\$ Left in Budget	% of Budget Used
6080-Household Expense	2,426.42	5,000.00	-2,573.58	48.53%
6100-Insurance	10,959.00	13,200.00	-2,241.00	83.02%
6140-Maintenance-Equipment	18,102.83	17,100.00	1,002.83	105.87%
6180-Maintenance-Bldgs/Imp.	5,857.23	9,000.00	-3,142.77	65.08%
6280-Memberships	3,004.50	5,300.00	-2,295.50	56.69%
6400-Office Expense	2,176.06	4,500.00	-2,323.94	48.36%
6457-Computer Charges	1,804.84	7,900.00	-6,095.16	22.85%
6461-Supplies/Expenses(Ops)	183.91	6,000.00	-5,816.09	3.07%
6500-Professional/Special Svcs.				
6500.01 - Professional/Special Services	2,120.63			
6500.02 - Bank Service Charges	23.67			
6500.03 - PR Processing Fee	1,699.70			
6500-Professional/Special Svcs. - Other	1,135.00	10,000.00	-8,865.00	11.35%
Total 6500-Professional/Special Svcs.	4,979.00	10,000.00	-5,021.00	49.79%
6576-Actuarial Services	6,300.00	6,000.00	300.00	105.0%
6587-LAFCO Charges	0.00	2,000.00	-2,000.00	0.0%
6630-Audit/Accounting Srvc.	0.00	8,000.00	-8,000.00	0.0%
6637-Prop.Tax Admin Fee	0.00	500.00	-500.00	0.0%
6800-Public/Legal Notices	0.00	1,000.00	-1,000.00	0.0%
6880-Small Tools/Equip.	4,704.14	7,100.00	-2,395.86	66.26%
7005-Election Expense	0.00	3,000.00	-3,000.00	0.0%
7120-Training/InService	4,306.00	9,500.00	-5,194.00	45.33%
7201-Gas/Oil/Fuel	5,639.53	15,420.00	-9,780.47	36.57%
7300-Trans./Travel/Meetings	3,664.42	2,500.00	1,164.42	146.58%
7320-Utilities	6,323.05	15,500.00	-9,176.95	40.79%
Total 60 - Services/Supplies	97,633.68	175,520.00	-77,886.32	55.63%
8510 - Capital Outlay-Bldg Imp	176.99	10,000.00	-9,823.01	1.77%
8560 - Capital Outlay-Equipment	95.00	10,000.00	-9,905.00	0.95%

Kenwood Fire Protection District
Profit & Loss Budget vs. Actual
 July 2020 through January 2021

	<u>Jul '20 - Jan 21</u>	<u>Budget</u>	<u>\$ Left in Budget</u>	<u>% of Budget Used</u>
9000-Approp. for Contingency	0.00	15,000.00	-15,000.00	0.0%
Total Expense	<u>631,632.69</u>	<u>1,035,444.00</u>	<u>-403,811.31</u>	<u>61.0%</u>
Net Ordinary Income	<u>-5,430.85</u>	<u>-90,810.00</u>	<u>85,379.15</u>	<u>5.98%</u>
	<u>-5,430.85</u>	<u>-90,810.00</u>	<u>85,379.15</u>	<u>5.98%</u>