

KENWOOD FIRE PROTECTION DISTRICT
9045 Sonoma Highway
Kenwood, CA 95452

AGENDA

REGULAR DISTRICT BOARD OF DIRECTORS MEETING

Location: 9045 Sonoma Hwy. Kenwood

Agendas and Board Packets are available at our website: kenwoodfire.com

DATE: December 12th, 2023 @ 4:00 pm

1. CALL TO ORDER
2. CHANGES TO THE AGENDA
3. MINUTES OF PREVIOUS MEETING:
4. CHIEF'S REPORT:
 - a. Staffing Report: 13 Volunteers, 6 Part Time & 2 Full-Time:
5. APPROVAL OF CLAIMS:

PUBLIC APPEARANCES: An opportunity for anyone to speak to the Board on subjects not on the regular agenda. The Board will not make a decision on the subject unless it is of a routine nature.

6. ACTION ITEMS/OLD BUSINESS:
 - a. Adopt Changes to the Cash Management Policy.
 - b. Nominate and Vote New Board Chair for 2024.
7. NON-ACTION ITEMS:
 - a. Arguments for and against the fire sales tax ballot measure.
 - b. Committee Reports – HR, Consolidation, Facility, Finance, Grant:
8. ANNOUNCEMENT OF CLOSED SESSION ITEMS: None

Following the announcement of Closed Session items and prior to recess into Closed, the public may speak up to three minutes on items to be addressed in Closed Session

RECESS CLOSED SESSION AND RECONVENE TO OPEN SESSION: None

9. REPORT, IF ANY, ON CLOSED SESSION:
10. GOOD OF THE ORDER:
11. ADJOURN:



Summary Statement

November 30, 2023

Page 1 of 4

Investor ID: CA-01-0100

0000095-0000367 PDF 594101

Kenwood Fire Protection District
9045 Sonoma Hwy
Kenwood, CA 95452

California CLASS

California CLASS

Average Monthly Yield: 5.5451%

		Beginning Balance	Contributions	Withdrawals	Income Earned	Income Earned YTD	Average Daily Balance	Month End Balance
CA-01-0100-0001	Operating Fund	3,486,051.99	0.00	2,000,000.00	7,165.35	25,681.34	1,552,957.50	1,493,217.34
CA-01-0100-0002	Capital Fund	0.00	2,000,000.00	0.00	8,722.54	8,722.54	1,933,624.08	2,008,722.54
TOTAL		3,486,051.99	2,000,000.00	2,000,000.00	15,887.89	34,403.88	3,486,581.58	3,501,939.88



Account Statement

November 30, 2023

Page 2 of 4

Account Number: CA-01-0100-0001

Operating Fund

Account Summary

Average Monthly Yield: 5.5451%

	Beginning Balance	Contributions	Withdrawals	Income Earned	Income Earned YTD	Average Daily Balance	Month End Balance
California CLASS	3,486,051.99	0.00	2,000,000.00	7,165.35	25,681.34	1,552,957.50	1,493,217.34

Transaction Activity

Transaction Date	Transaction Description	Contributions	Withdrawals	Balance	Transaction Number
11/01/2023	Beginning Balance			3,486,051.99	
11/02/2023	Transfer Out to CA-01-0100-0002		2,000,000.00		2339
11/30/2023	Income Dividend Reinvestment	7,165.35			
11/30/2023	Ending Balance			1,493,217.34	



Account Statement

November 30, 2023

Page 3 of 4

Account Number: CA-01-0100-0002

Capital Fund

Account Summary

Average Monthly Yield: 5.5451%

	Beginning Balance	Contributions	Withdrawals	Income Earned	Income Earned YTD	Average Daily Balance	Month End Balance
California CLASS	0.00	2,000,000.00	0.00	8,722.54	8,722.54	1,933,624.08	2,008,722.54

Transaction Activity

Transaction Date	Transaction Description	Contributions	Withdrawals	Balance	Transaction Number
11/02/2023	Transfer In from CA-01-0100-0001	2,000,000.00			2339
11/30/2023	Income Dividend Reinvestment	8,722.54			
11/30/2023	Ending Balance			2,008,722.54	



California CLASS

California CLASS

Date	Dividend Rate	Daily Yield
11/01/2023	0.000196291	5.5398%
11/02/2023	0.000107138	5.5370%
11/03/2023	0.000455112	5.5372%
11/04/2023	0.000000000	5.5372%
11/05/2023	0.000000000	5.5372%
11/06/2023	0.000151770	5.5396%
11/07/2023	0.000151735	5.5383%
11/08/2023	0.000151836	5.5420%
11/09/2023	0.000151827	5.5417%
11/10/2023	0.000454812	5.5335%
11/11/2023	0.000000000	5.5335%
11/12/2023	0.000000000	5.5335%
11/13/2023	0.000151821	5.5415%
11/14/2023	0.000151712	5.5375%
11/15/2023	0.000151816	5.5413%
11/16/2023	0.000151870	5.5432%
11/17/2023	0.000455568	5.5427%
11/18/2023	0.000000000	5.5427%
11/19/2023	0.000000000	5.5427%
11/20/2023	0.000151664	5.5357%
11/21/2023	0.000152025	5.5489%
11/22/2023	0.000304206	5.5518%
11/23/2023	0.000000000	5.5518%
11/24/2023	0.000456645	5.5558%
11/25/2023	0.000000000	5.5558%
11/26/2023	0.000000000	5.5558%
11/27/2023	0.000152250	5.5571%
11/28/2023	0.000152402	5.5627%
11/29/2023	0.000152482	5.5656%
11/30/2023	0.000152577	5.5691%

Performance results are shown net of all fees and expenses and reflect the reinvestment of dividends and other earnings. Many factors affect performance including changes in market conditions and interest rates and in response to other economic, political, or financial developments. Investment involves risk including the possible loss of principal. No assurance can be given that the performance objectives of a given strategy will be achieved. **Past performance is no guarantee of future results. Any financial and/or investment decision may incur losses.**

Arguments for and against the fire sales tax ballot measure

Arguments For the Tax

Absent additional revenue from the County there is no immediate prospect for finding funding to raise the staffing level at the Kenwood Station from 2.0 to 3.0. Adjacent districts in Sonoma Valley and Santa Rosa maintain staffing at 3.0. The allocation of funds from the proposed tax would allow the staffing level in Kenwood to increase to 3.0

The current goal in the County is to staff at a 3.0 level throughout the county, although there are smaller districts whose staffing remains at 2.0.

Arguments Against the Tax

Two tax increases in three years

As recently as three years ago the Kenwood district asked its residents for an increased parcel tax which was represented as needed to provide adequate staffing in the district. In some cases, the increase amounted to a 10-fold increase for homeowners. Two tax increases for fire services within three years may not be well received in the community.

What's the limiting principle?

To argue that a tax increase will pay for improved public services appears reasonable. The problem is tax increases for more policing, better park maintenance, more open space or school improvements all represent good things. If all tax increases produce good services for the community, why not increase taxes even more?

But what is the mechanism to determine when the tax burden is enough? Business expenditures are limited by the need to produce a profit or go out of business.

Does Kenwood need the same staffing level as other districts?

The call volume in Kenwood is low relative to other districts. If we're to be good stewards of public resources we should promote the efficient use of the of the resources available, which would find more resources allocated to busier districts than less busy districts. As a result of the current staffing agreement with SVFD the Kenwood district is able to provide paramedic services on all shifts, which is an improvement on what had been provided before.

County needs to reallocate revenue

Here the issue is the County's failure to achieve pension cost reform. In 2011 the County declared its pension costs were unsustainable and set a goal of reducing them in 10 years from 20% of compensation to 10%. At that time given the total payroll the amount that would have been saved by achieving the County's goal was about \$50 million per year.

By 2021 the county had only reduced costs by a couple of percentage points. The issue got lost in the shuffle and the county appears to have given up on reforming pension costs. Nevertheless, there remain millions of dollars of potential savings which could be redirected to services to the community, including fire services, without any tax increases.

Submitted by:

Jack Atkin

December, 2023

**KENWOOD FIRE PROTECTION DISTRICT
REGULAR MEETING OF THE BOARD OF DIRECTORS
NOVEMBER 14, 2023**

MINUTES

MEETING: Meeting called to order at 16:00 hrs. Directors Doss, Moretti, Uboldi and Chief Bellach were present. Directors Atkin and Cooper were not present.

MINUTES: MSP Doss/Moretti to approve the minutes of October 10, 2023.

CHIEF'S REPORT: 13 Volunteers, 6 Part-Time & 2 Full-Time.

Engine 3386 is back in service. All the renumbering of the apparatus is complete. No change in personnel. We have 2 Explorers going through the Volunteer Academy. The Christmas party will be December 9th at 5:30pm.

CLAIMS: MSP Doss/Moretti to approve Claim #23-24-05 for \$112,874.27 and payrolls dated 10/06/23 for \$11,276.41 and 10/20/23 for \$12,840.60.

OLD BUSINESS: Director Moretti stated that the policy to the Cash Management has been changed and we will adopt it next month. Monthly reporting of available funds in operating would be reported with an operating amount transfer if needed. Chief Bellach stated that the California Class account has 2 sub accounts separated as Operating Fund (\$1,493,217.34) and Capital Fund (2,008,722.54). The California Class Enhanced Cash fund is currently not available.

Adopt Resolution 2023-24-02 Resolution Supporting Measure (x) To Implement a One Half Cent Sales Tax to Improve and Enhance Local Fire Protection, Paramedic Services and Disaster Response.

REQUESTED ACTION:

That the Board of Directors consider approving a Resolution taking an official position supporting "THE IMPROVED AND ENHANCED LOCAL FIRE PROTECTION, PARAMEDIC SERVICES AND DISASTER RESPONSE INITIATIVE", Measure [X] on the March 5, 2024 Sonoma County ballot.

Motion: Doss, 2nd: Moretti, 3 AYES, 2 Absent.

DISCUSSION:

The District Board of Directors will consider and decide whether to officially support Measure [X]. A Resolution expressing such support is attached for the Board of Directors' consideration. The Board of Directors is permitted to consider, and take action to express, the opinion of the District's Board of Directors supporting or opposing a ballot measure that impacts the District,

as long as it does so at an open public meeting. (See League of Women Voters v. Countywide Criminal Justice Coordinating Committee (1988) 203 Cal.App.3d 529, 560.

IMPACT ON BUDGET:

Adopting this Resolution has no impact on the District budget.

NON-ACTION ITEMS: Director Doss reported for the HR Committee. They met with Chief Akre and Bellach to discuss what the duties of the Clerk of the Board would be and how we would move forward after July 1st, 2024. He is looking into job descriptions for the Clerk of the Board.

Chief Bellach reported for the Facility Committee. We are finishing up on the LED sign grounds work. New plants have been planted along with some large rocks being placed in the area. We are waiting to get a rock ground cover. Still waiting to get quotes in for the septic upgrade.

GOOD of the ORDER: Chief Bellach stated on December 9th, Santa will be coming to the station at 10:00AM for photos and treats. Christmas Party will be December 9th at the station, 5:30PM.

Chief Gulson asked the board if they could look at raising the volunteer stipend pay. It was discussed and the board would look into this with Chief Bellach and determine when and how to proceed with this.

Respectfully submitted,

Attest:

Kenwood Fire Protection District
Claims Detail
December 12, 2023

<u>Date</u>	<u>Num</u>	<u>Name</u>	<u>Memo</u>	<u>S. O. #</u>	<u>Check #</u>	<u>Open Balance</u>
11/29/2023	Dollar Tree	Bellach, Daren	Christmas Gift Wrap	6880		4.10
11/28/2023	Inv. 14402	Santa Rosa Uniform	Todd/Pant	6020		191.13
12/04/2023	Inv. 5040055	Silveira Chevrolet	Service	6140		77.94
11/16/2023	Jay's Engraving	Bellach, Daren	New Fire Dept Stamp	6400		63.37
11/13/2023	Active911	Elan Financial Service	Alerting Subscription pd in error	6457		-390.00
10/02/2023	Recology	Elan Financial Service	Service	6080		70.03
10/23/2023	Courtyard Sac	Elan Financial Service	Hotel for FDAC Training/Doss	7300		178.06
10/21/2023	Courtyard Sac	Elan Financial Service	Hotel for FDAC Training/Doss	7300		-178.06
10/21/2023	FDAC	Elan Financial Service	Leadership Symposium/Doss	7120		335.00
09/27/2023	Comcast	Elan Financial Service	Internet	6040		118.55
10/27/2023	GoDaddy	Elan Financial Service	Web Hosting	6457		21.99
10/26/2023	Amazon	Elan Financial Service	Station Supplies	6080		73.83
11/01/2023	Amazon	Elan Financial Service	Station Supplies	6080		188.76
11/01/2023	Amazon	Elan Financial Service	Station Supplies	6080		57.45
10/24/2023	PGE	Elan Financial Service	Service	7320		2,570.32
11/09/2023	Kenwood Water	Elan Financial Service	October Service	7320		84.40
11/10/2023	ENOM.com	Elan Financial Service	SCFCA Domain Renewal	6457		149.85
11/10/2023	Urban Tree Farm	Elan Financial Service	For Planting around LED sign	6180		299.73
10/20/2023	ATT	Elan Financial Service	Cell Phones	6040		283.03
11/15/2023	Frontier	Elan Financial Service	Telephone	6040		303.69
11/15/2023	Frontier	Elan Financial Service	Fax Line	6040		67.01
11/15/2023	Amazon	Elan Financial Service	Cleaning Supplies	6080		28.24
11/15/2023	Amazon	Elan Financial Service	Cleaning Supplies	6080		43.39
11/15/2023	Eagle Engraving, Inc	Elan Financial Service	Service Pins	6020		140.49
11/17/2023	Merchant Fees	Elan Financial Service	Late Fee	6500.02		35.00
11/17/2023	Merchant Fees	Elan Financial Service	Finance Charge	6500.02		83.51
10/23/2023	Amazon	Elan Financial Service	Station Supplies	6140		140.41
10/23/2023	Courtyard Sac	Elan Financial Service	Hotel Room Charged in Error Twice	7300		178.06
11/07/2023	Active911	Elan Financial Service	Alerting Subscription Charged	6457		390.00
11/10/2023	INV17670523	Friedman's Home Improvement	Station Supplies	6180		86.35

Kenwood Fire Protection District Claims Detail December 12, 2023

11/14/2023	Inv. W1002868	Golden State Emergency Vehicle Service I	3181 Service	8620		25,808.66
11/16/2023	Inv. 14389	Santa Rosa Uniform	Carufel/Pant	6020		290.55
11/23/2023	Inv. 14403	Santa Rosa Uniform	Todd/Pant	6020		191.13
11/26/2023	Inv. 516516242	U.S. Bank Equipment Finance	500-0682056-000	6400		194.36
12/01/2023	Pepra	Calpers Retirement	10/30/23-11/12/23	5923	ACH	1,758.64
12/01/2023	Classic	Calpers Retirement	10/30/23-11/12/23	5923	ACH	1,588.15
12/01/2023	Pepra	Calpers Retirement	11/13/23-11/26/23	5923	ACH	1,371.14
12/1/2023	Classic	Calpers Retirement	11/13/23-11/26/23	5923	ACH	1,588.15
12/1/2023	Health	Calpers Health	Dec. Premium	5930	ACH	6,296.05
12/20/2023	Dental/Vision	Choice Builders	Jan. Premium	5930	ACH	485.68
11/21/2023	Inv. 0433739	National Print & Promo	Payroll Checks	6400	2784	32.50
11/21/2023	Galls	First Nt'l Bank of Omaha	Name Plates	6020	2785	41.34
11/21/2023	Mary's Pizza	First Nt'l Bank of Omaha	Drill Lunch	7300	2785	201.11
12/7/2023	Inv. 1152	Sonoma Valley Fire District	December Service	5910	2786	76,753.24

December 12, 2023 Claims Total

122,296.33

Signature: _____
 Signature: _____
 Signature: _____
 Signature: _____
 Signature: _____

Title: Director
 Title: Director
 Title: Director
 Title: Director
 Title: Director

Kenwood Fire Protection District
Reconciliation Detail
1031 - Exchange Operating, Period Ending 11/30/2023

Type	Date	Num	Name	Clr	Amount	Balance
Beginning Balance						270,625.02
Cleared Transactions						
Checks and Payments - 23 items						
Check	10/25/2023	2769	Fire Risk Managem...	X	-17,483.00	-17,483.00
Check	10/25/2023	2768	SONOMA COUNTY...	X	-50.00	-17,533.00
Check	10/27/2023	2771	New York Life	X	-81.00	-17,614.00
Transfer	11/03/2023			X	-13,140.04	-30,754.04
Check	11/07/2023	ach	CALPERS Health	X	-6,296.05	-37,050.09
Check	11/07/2023	ach	CALPERS Retirem...	X	-1,696.17	-38,746.26
Check	11/07/2023	ach	CALPERS Retirem...	X	-1,588.14	-40,334.40
Bill Pmt -Check	11/14/2023	2775	Sonoma Valley Fire...	X	-76,753.24	-117,087.64
Bill Pmt -Check	11/14/2023	2774	Elan Financial Servi...	X	-2,409.64	-119,497.28
Bill Pmt -Check	11/14/2023	2779	Life-Assist, Inc.	X	-993.86	-120,491.14
Bill Pmt -Check	11/14/2023	2780	Nick Barbieri Trucki...	X	-941.00	-121,432.14
Bill Pmt -Check	11/14/2023	2777	Fire Safety Supply I...	X	-434.87	-121,867.01
Bill Pmt -Check	11/14/2023	2776	Adobe Assoc., Inc.	X	-274.59	-122,141.60
Bill Pmt -Check	11/14/2023	2778	Friedman's Home I...	X	-206.91	-122,348.51
Bill Pmt -Check	11/14/2023	2783	U.S. Bank Equipme...	X	-194.36	-122,542.87
Bill Pmt -Check	11/14/2023	2782	Santa Rosa Uniform	X	-100.41	-122,643.28
Bill Pmt -Check	11/14/2023	2781	Santa Rosa Auto P...	X	-64.09	-122,707.37
Transfer	11/17/2023			X	-136,470.00	-259,177.37
Check	11/21/2023	ach	Choice Builder	X	-485.68	-259,663.05
Check	11/21/2023	2784	National Print & Pro...	X	-32.50	-259,695.55
Transfer	11/27/2023			X	-12,128.69	-271,824.24
Check	12/01/2023	ach	CALPERS Retirem...	X	-1,758.64	-273,582.88
Check	12/01/2023	ach	CALPERS Retirem...	X	-1,588.15	-275,171.03
Total Checks and Payments					-275,171.03	-275,171.03
Deposits and Credits - 6 items						
Check	10/25/2023	2770	New York Life	X	0.00	0.00
Check	11/14/2023	2772		X	0.00	0.00
Check	11/14/2023	2773		X	0.00	0.00
Check	11/17/2023	ach		X	122,823.00	122,823.00
Deposit	11/20/2023			X	149.85	122,972.85
Deposit	11/30/2023			X	16.06	122,988.91
Total Deposits and Credits					122,988.91	122,988.91
Total Cleared Transactions					-152,182.12	-152,182.12
Cleared Balance					-152,182.12	118,442.90
Uncleared Transactions						
Checks and Payments - 1 item						
Check	11/21/2023	2785	First National Bank ...		-242.45	-242.45
Total Checks and Payments					-242.45	-242.45
Total Uncleared Transactions					-242.45	-242.45
Register Balance as of 11/30/2023					-152,424.57	118,200.45
New Transactions						
Checks and Payments - 3 items						
Check	12/01/2023	ach	CALPERS Health		-6,296.05	-6,296.05
Check	12/01/2023	ach	CALPERS Retirem...		-1,588.15	-7,884.20
Check	12/01/2023	ach	CALPERS Retirem...		-1,371.14	-9,255.34
Total Checks and Payments					-9,255.34	-9,255.34
Total New Transactions					-9,255.34	-9,255.34
Ending Balance					-161,679.91	108,945.11



P.O. Box 3788 | Santa Rosa CA 95402-3788
 Return Service Requested

Last statement: October 31, 2023
 This statement: November 30, 2023
 Total days in statement period: 30

KENWOOD FIRE PROTECTION DISTRICT
 PO BOX 249
 KENWOOD CA 95452

Page 1 of 2
 XXXXXX2720
 (0)

Direct inquiries to:
 707 524-3000

Exchange Bank
 P O Box 403
 Santa Rosa CA 95402

Public Funds Interest Checking

Account number	XXXXXX2720	Beginning balance	\$270,625.02
Avg collected balance	\$187,614	Total additions	122,988.91
Interest paid year to date	\$819.46	Total subtractions	275,171.03
		Ending balance	\$118,442.90

CHECKS

Number	Date	Amount	Number	Date	Amount
2768	11-28	50.00	2779	11-20	993.86
2769	11-03	17,483.00	2780	11-20	941.00
2771 *	11-08	81.00	2781	11-24	64.09
2774 *	11-27	2,409.64	2782	11-24	100.41
2775	11-17	76,753.24	2783	11-27	194.36
2776	11-20	274.59	2784	11-30	32.50
2777	11-22	434.87			
2778	11-16	206.91			

* Skip in check sequence

DEBITS

Date	Description	Subtractions
11-01	' Internet/Phone Txfr REF 3051929L FUNDS TRANSFER TO DEP XXXXXX2200 FROM ONLINE FUNDS TRANSFER VIA	13,140.04
11-08	' ACH Withdrawal CALPERS 3100 100000017288507 Kenwood Fire Protectio	1,588.14
11-08	' ACH Withdrawal CALPERS 3100 100000017288568 Kenwood Fire Protectio	1,696.17



P.O. Box 3788 | Santa Rosa CA 95402-3788
 Return Service Requested

KENWOOD FIRE PROTECTION DISTRICT
 November 30, 2023

Page 2 of 2
 XXXXXX2720

<u>Date</u>	<u>Description</u>	<u>Subtractions</u>
11-08	' ACH Withdrawal CALPERS 1800 100000017323918 Kenwood Fire Protectio	6,296.05
11-16	' Internet/Phone Txfr REF 3201736L FUNDS TRANSFER TO DEP XXXXXX2200 FROM ONLINE FUNDS TRANSFER VIA	136,470.00
11-21	' ACH Withdrawal CHOICE BUILDER ONLIN PMNT 231121 Kenwood Fire Protectio	485.68
11-27	' Internet/Phone Txfr REF 3311610L FUNDS TRANSFER TO DEP XXXXXX2200 FROM ONLINE 12.1.23 PR	12,128.69
11-28	' ACH Withdrawal CALPERS 3100 100000017320171 Kenwood Fire Protectio	1,588.15
11-28	' ACH Withdrawal CALPERS 3100 100000017320211 Kenwood Fire Protectio	1,758.64

CREDITS

<u>Date</u>	<u>Description</u>	<u>Additions</u>
11-16	' Internet/Phone Txfr REF 3201741L FUNDS TRANSFER FRMDEP XXXXXX2200 FROM ONLINE FUNDS TRANSFER VIA	122,823.00
11-22	Deposit	149.85
11-30	' Interest Payment	16.06

DAILY BALANCES

<u>Date</u>	<u>Amount</u>	<u>Date</u>	<u>Amount</u>	<u>Date</u>	<u>Amount</u>
10-31	270,625.02	11-17	139,733.47	11-27	121,856.13
11-01	257,484.98	11-20	137,524.02	11-28	118,459.34
11-03	240,001.98	11-21	137,038.34	11-30	118,442.90
11-08	230,340.62	11-22	136,753.32		
11-16	216,486.71	11-24	136,588.82		

INTEREST INFORMATION

Annual percentage yield earned	0.10%
Interest-bearing days	30
Average balance for APY	\$187,614.30
Interest earned	\$16.06

Thank you for banking with Exchange Bank

1:03 PM

12/03/23

Kenwood Fire Protection District
Reconciliation Detail
1032 · Exchange Bank Payroll, Period Ending 11/30/2023

Type	Date	Num	Name	Clr	Amount	Balance
Beginning Balance						6,311.53
Cleared Transactions						
Checks and Payments - 12 items						
Check	11/03/2023	ACH	DIRECT DEPOSIT ...	X	-10,783.20	-10,783.20
Check	11/03/2023	ACH	PAYROLL TAX PA...	X	-2,230.24	-13,013.44
Check	11/03/2023	ACH	IBS PR Fee	X	-126.60	-13,140.04
Check	11/03/2023	50336	Doss, Daymon	X	-74.22	-13,214.26
Check	11/03/2023	50337	Miller, Zack	X	-24.00	-13,238.26
Check	11/17/2023	ach		X	-122,823.00	-136,061.26
Check	11/17/2023	ACH	DIRECT DEPOSIT ...	X	-11,118.33	-147,179.59
Check	11/17/2023	ACH	PAYROLL TAX PA...	X	-2,442.03	-149,621.62
Check	11/17/2023	ACG	IBS PR Fee	X	-87.60	-149,709.22
Check	12/01/2023	ACH	DIRECT DEPOSIT ...	X	-9,827.92	-159,537.14
Check	12/01/2023	ACH	PAYROLL TAX PA...	X	-2,222.07	-161,759.21
Check	12/01/2023	ACH	IBS PR Fee	X	-78.70	-161,837.91
Total Checks and Payments					-161,837.91	-161,837.91
Deposits and Credits - 4 items						
Check	07/16/2021	50222	Sears, Chase	X	0.00	0.00
Transfer	11/03/2023			X	13,140.04	13,140.04
Transfer	11/17/2023			X	136,470.00	149,610.04
Transfer	11/27/2023			X	12,128.69	161,738.73
Total Deposits and Credits					161,738.73	161,738.73
Total Cleared Transactions					-99.18	-99.18
Cleared Balance					-99.18	6,212.35
Uncleared Transactions						
Checks and Payments - 7 items						
Check	03/10/2023	50323	Forer, Mikayla		-159.71	-159.71
Check	04/21/2023	50329	PLATT, JOSEPH		-48.00	-207.71
Check	07/28/2023	50330	Cooper, John		-80.37	-288.08
Check	07/28/2023	50333	Moretti, August J		-80.37	-368.45
Check	11/03/2023	50335	Cooper, John		-74.23	-442.68
Check	11/03/2023	50338	Moretti, August J		-74.22	-516.90
Check	11/03/2023	50339	PLATT, JOSEPH		-36.00	-552.90
Total Checks and Payments					-552.90	-552.90
Total Uncleared Transactions					-552.90	-552.90
Register Balance as of 11/30/2023					-652.08	5,659.45
Ending Balance					-652.08	5,659.45



P.O. Box 3788 | Santa Rosa CA 95402-3788
 Return Service Requested

Last statement: October 31, 2023
 This statement: November 30, 2023
 Total days in statement period: 30

KENWOOD FIRE PROTECTION DISTRICT
 PO BOX 249
 KENWOOD CA 95452

Page 1 of 2
 XXXXXX2200
 (0)

Direct inquiries to:
 707 524-3000

Exchange Bank
 P O Box 403
 Santa Rosa CA 95402

Public Funds Checking

Account number	XXXXXX2200	Beginning balance	\$6,311.53
Avg collected balance	\$7,901	Total additions	161,738.73
		Total subtractions	161,837.91
		Ending balance	\$6,212.35

CHECKS

<u>Number</u>	<u>Date</u>	<u>Amount</u>	<u>Number</u>	<u>Date</u>	<u>Amount</u>
50336	11-10	74.22	50337	11-20	24.00

DEBITS

<u>Date</u>	<u>Description</u>	<u>Subtractions</u>
11-02	' ACH Withdrawal KENWOOD FIRE PRO TAXCOLLECT 231102 I.KFP CHECKING KENWOOD FIRE PROTECTIO	2,230.24
11-02	' ACH Withdrawal KENWOOD FIRE PRO FEE 231102 I.KFP CHECKING KENWOOD FIRE PROTECTIO	126.60
11-02	' ACH Withdrawal KENWOOD FIRE PRO DDCOLLECT 231102 I.KFP CHECKING KENWOOD FIRE PROTECTIO	10,783.20
11-16	' Internet/Phone Txfr REF 3201741L FUNDS TRANSFER TO DEP XXXXXX2720 FROM ONLINE FUNDS TRANSFER VIA	122,823.00
11-16	' ACH Withdrawal KENWOOD FIRE PRO FEE 231116 I.KFP CHECKING KENWOOD FIRE PROTECTIO	87.60
11-16	' ACH Withdrawal KENWOOD FIRE PRO TAXCOLLECT 231116 I.KFP CHECKING KENWOOD FIRE PROTECTIO	2,442.03



P.O. Box 3788 | Santa Rosa CA 95402-3788
Return Service Requested

KENWOOD FIRE PROTECTION DISTRICT
November 30, 2023

Page 2 of 2
XXXXXX2200

<u>Date</u>	<u>Description</u>	<u>Subtractions</u>
11-16	' ACH Withdrawal KENWOOD FIRE PRO DDCOLLECT 231116 I.KFP CHECKING KENWOOD FIRE PROTECTIO	11,118.33
11-30	' ACH Withdrawal KENWOOD FIRE PRO FEE 231130 I.KFP CHECKING KENWOOD FIRE PROTECTIO	78.70
11-30	' ACH Withdrawal KENWOOD FIRE PRO TAXCOLLECT 231130 I.KFP CHECKING KENWOOD FIRE PROTECTIO	2,222.07
11-30	' ACH Withdrawal KENWOOD FIRE PRO DDCOLLECT 231130 I.KFP CHECKING KENWOOD FIRE PROTECTIO	9,827.92

CREDITS

<u>Date</u>	<u>Description</u>	<u>Additions</u>
11-01	' Internet/Phone Txfr REF 3051929L FUNDS TRANSFER FRMDEP XXXXXX2720 FROM ONLINE FUNDS TRANSFER VIA	13,140.04
11-16	' Internet/Phone Txfr REF 3201736L FUNDS TRANSFER FRMDEP XXXXXX2720 FROM ONLINE FUNDS TRANSFER VIA	136,470.00
11-27	' Internet/Phone Txfr REF 3311610L FUNDS TRANSFER FRMDEP XXXXXX2720 FROM ONLINE 12.1.23 PR	12,128.69

DAILY BALANCES

<u>Date</u>	<u>Amount</u>	<u>Date</u>	<u>Amount</u>	<u>Date</u>	<u>Amount</u>
10-31	6,311.53	11-10	6,237.31	11-27	18,341.04
11-01	19,451.57	11-16	6,236.35	11-30	6,212.35
11-02	6,311.53	11-20	6,212.35		

Thank you for banking with Exchange Bank

KENWOOD FIRE DISTRICT
 Kenwood Fire Protection (Default)
 9045 Sonoma Hwy
 Kenwood, CA 95452
 United States

Pay Statement History
 Gross to Net, Last Name

Pay Date: 11/03/2023
 Payroll: Regular 11/03/2023
 Pay Period: 10/16/2023-10/29/2023

Last Name	First Name	Default Department	Type	Pay Date	#	Total Hours	Gross	Reimburse	Federal Income Tax	CASDI Amount	Medicare Amount	California Amount	California SDI Amount	Deduction (ER)	Production (ER)	Net Payment (ER)	CASDI Amount (ER)	Medicare Amount (ER)	Federal Unemployment Tax (ER)	ER BFTA California Training Tax (ER)	
Atkin, Jack		REGULAR	REGULAR	11/03/202	-11920	3.00	\$80.37	-	-	\$4.99	\$1.16	-	-	-	-	\$74.22	\$4.99	\$1.16	-	-	
Bellach, Daren		CHIEF	REGULAR	11/03/202	-11921	-	\$5,267.47	-	\$636.27	-	\$76.38	\$238.23	-	\$27.00	-	\$4,289.59	-	\$76.38	-	-	
Bellach, Tyler		VOLUNTEER	REGULAR	11/03/202	-11922	-	-	\$12.00	-	-	-	-	-	-	-	\$12.00	-	-	-	-	
Bermudez, Gustavo		EXTRA HELP	REGULAR	11/03/202	-11923	36.00	\$692.64	-	\$65.99	\$42.94	\$10.05	\$6.56	-	-	-	\$567.10	\$42.94	\$10.05	-	-	
Carnefel, Patrick		VOLUNTEER	REGULAR	11/03/202	-11924	1.00	\$115.29	\$36.00	-	\$7.14	\$1.68	-	-	-	-	\$142.47	\$7.14	\$1.68	-	-	
Cooper, John		DIRECTOR	REGULAR	11/03/202	50335	3.00	\$80.37	-	-	\$4.98	\$1.16	-	-	-	-	\$74.23	\$4.98	\$1.16	-	-	
Doss, Deymon		DIRECTOR	REGULAR	11/03/202	50336	3.00	\$80.37	-	-	\$4.99	\$1.16	-	-	-	-	\$74.22	\$4.99	\$1.16	-	-	
Duenas, Dylan		VOLUNTEER	REGULAR	11/03/202	-11927	-	-	\$12.00	-	-	-	-	-	-	-	\$12.00	-	-	-	-	
Gadde, Maxxheel		VOLUNTEER	REGULAR	11/03/202	-11928	-	-	\$36.00	-	-	-	-	-	-	-	\$36.00	-	-	-	-	
Ghisla, Vincent		CAPTAIN	REGULAR	11/03/202	-11929	-	\$72.00	-	-	-	-	-	-	-	-	\$72.00	-	-	-	-	
Gulson, Benjamin		CAPTAIN	REGULAR	11/03/202	-11930	-	\$171.46	\$84.00	-	\$10.63	\$2.49	-	-	-	-	\$242.34	\$10.63	\$2.49	-	-	
Heidorn, Steven		VOLUNTEER	REGULAR	11/03/202	-11931	-	-	\$84.00	-	-	-	-	-	-	-	\$84.00	-	-	-	-	
Infante, Susan		ADMIN	REGULAR	11/03/202	-11932	13.50	\$457.38	-	\$25.55	\$28.35	\$6.63	-	-	-	-	\$396.85	\$28.35	\$6.63	-	-	
Kunde, Jason		VOLUNTEER	REGULAR	11/03/202	-11933	-	-	\$12.00	-	-	-	-	-	-	-	\$12.00	-	-	-	-	
Miller, Zack		VOLUNTEER	REGULAR	11/03/202	50337	-	-	\$24.00	-	-	-	-	-	-	-	\$24.00	-	-	-	-	
Molesworth III, Robert		ENGINEER	REGULAR	11/03/202	-11935	120.00	\$4,214.40	-	\$311.27	\$61.11	\$88.64	-	\$579.48	-	\$3,173.90	-	\$61.11	-	-	-	
Moretti, August		DIRECTOR	REGULAR	11/03/202	50338	3.00	\$80.37	-	-	\$4.99	\$1.16	-	-	-	-	\$74.22	\$4.99	\$1.16	-	-	
Platt, Joseph		VOLUNTEER	REGULAR	11/03/202	50339	-	-	\$36.00	-	-	-	-	-	-	-	\$36.00	-	-	-	-	
Richardson, Jay		VOLUNTEER	REGULAR	11/03/202	-11938	-	-	\$12.00	-	-	-	-	-	-	-	\$12.00	-	-	-	-	
Todd, Douglas		EXTRA HELP	REGULAR	11/03/202	-11939	108.00	\$2,116.40	-	\$198.26	\$30.69	\$51.81	-	\$275.13	-	\$1,570.51	-	\$30.69	-	-	-	
Uboldt, Gary		VOLUNTEER	REGULAR	11/03/202	-11940	-	-	\$12.00	-	-	-	-	-	-	-	\$12.00	-	-	-	-	
Uboldt, Robert		DIRECTOR	REGULAR	11/03/202	-11941	3.00	\$80.37	-	-	\$4.99	\$1.16	-	-	-	-	\$74.22	\$4.99	\$1.16	-	-	
Report Total						293.50	13,436.89	\$432.00	1,227.34	\$114.00	\$194.83	\$385.24	\$801.61	\$11,065.87	\$114.00	\$194.83					

Sorted By: Last, First Name Ascending
 Filtered By: Employee Filter: All Employees; Pay Dates: Specific Payroll: Regular 11/03/2023; Settings: Show Only Final
 Innovative Business Solutions, Inc. Admin
 P: (707)586-4300, F: (877)586-4303
 innovativetraining@saasshr.com
Innovative
 RESOURCES SOLUTIONS
 Generated: 10/30/2023 04:12p
 Generated By: System Administrator
 Page 1 of 1

Payroll Overview

Payroll	Regular 11/03/2023
Pay Date	11/03/2023
# Employees	22
# Paid Employees	22
# Regular	22
# Pay Periods	1

Employee Payments

	#	EE's	\$ Amount
Checks	5	5	282.67
Direct Deposits Debited	17	17	10,783.20 ^D
Total			11,065.87
(D) Innovative Business Solutions, Inc. Admin Debit			-10,783.20
Your Remaining Bank Account Liability			282.67
Vouchers Printed	0		
Vouchers Suppressed	0		

Taxes

	EIN	EE's	\$ Amount
FT/EE	94-2826574	5	1,227.34 ^D
FICA/ER	94-2826574	9	114.00 ^D
FICA/EE	94-2826574	9	114.00 ^D
MEDI/ER	94-2826574	12	194.83 ^D
MEDI/EE	94-2826574	12	194.83 ^D
SIT/CA/EE	944-0752-5	4	385.24 ^D
Total			2,230.24
(D) Innovative Business Solutions, Inc. Admin Debit			-2,230.24
Your Remaining Tax Liability			0.00

Vendor Liabilities

No Data

Billing

Invoice Total	126.60
Innovative Business Solutions, Inc. Admin Debit	-126.60
Amount Due	0.00

Total

Total	13,422.71
Innovative Business Solutions, Inc. Admin Debit	-13,140.04
Total of Your Responsibility	282.67

Recap

Innovative Business S	Date	Bank Account #	\$ Amount
Billing	11/02/2023	xxxxxx2200	126.60
Tax Payment	11/02/2023	xxxxxx2200	2,230.24
Empl. Dir. Dep. SPA	11/02/2023	xxxxxx2200	10,783.20
Total Debits			13,140.04

--More--

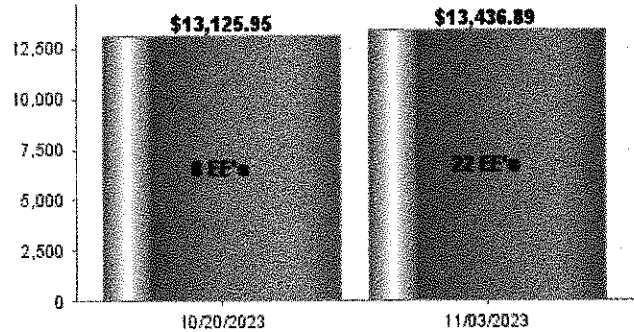
Recap - Continued

Cash Requirements: xxxxxx2200	\$ Amount
Billing	126.60
Tax Payment	2,230.24
Empl. Checks	282.67
Empl. Dir. Dep. SPA	10,783.20
Total	13,422.71

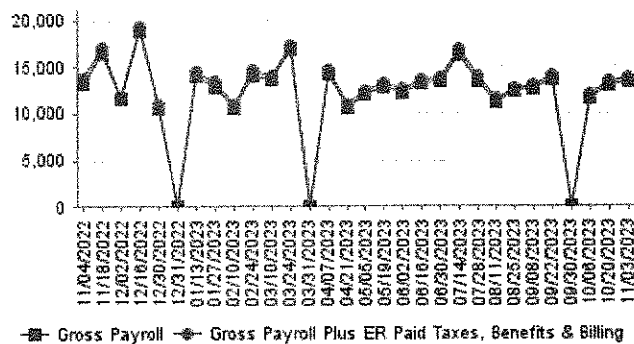
General Ledger Summary

	Debit/Exp.	Credit/Liab.
Earning	13,868.89	
ER Tax (Offset)	308.83	
Invoice	126.60	
Invoice		126.60
Check		282.67
ER Tax		308.83
Deduction		881.61
Tax		1,921.41
Direct Deposit		10,783.20
	14,304.32	14,304.32

Comparison To Last Pay Period - Gross Wages



Rolling 12 Month Payroll View



KERWOOD FIRE DISTRICT
 Kenwood Fire Protection (Default)
 9045 Sonoma Hwy
 Kenwood, CA 95452
 United States

Pay Statement History
 Gross to Net, Last Name

Pay Date: 11/17/2023
 Payroll: Regular 11/17/2023
 Pay Period: 10/30/2023-11/12/2023

Last First Name	Default Department	Type	Pay Date	Rate	Total Hours	Gross	Remburse	Federal Income Tax	DASDI Amount	Medicare Amount	California SDI Amount	California Deduction (EE)	California Deduction (ER)	Net Payment Amount (ER)	DASDI Amount (ER)	Medicare Amount (ER)	Federal Unemployment Tax Amount (ER)	California Training Tax Amount (ER)
Bellach, Daren		CHIEF	11/17/202	-11942	31.00	\$5,267.47	-	\$636.27	-	\$76.38	\$238.23	\$27.00	\$4,289.59	\$76.38	-	-	-	-
Bernandez, Gustavo		EXTRA HELP	11/17/202	-11943	48.00	\$923.52	-	\$89.08	\$57.26	\$13.39	\$11.64	-	\$752.15	\$57.26	\$13.39	-	-	
Carfelo, Patrick		VOLUNTEER	11/17/202	-11944	0.50	\$57.65	-	-	\$3.58	\$0.83	-	-	\$53.24	\$3.58	\$0.83	-	-	
Gaddie, Maxwell		VOLUNTEER	11/17/202	-11945	1.00	\$115.29	-	-	\$7.15	\$1.67	-	-	\$106.47	\$7.15	\$1.67	-	-	
Gubson, Benjamin		CAPTAIN	11/17/202	-11946	-	\$171.46	-	-	\$10.63	\$2.48	-	-	\$158.35	\$10.63	\$2.48	-	-	
Infante, Susan		ADMIN	11/17/202	-11947	19.25	\$652.19	-	\$45.57	\$40.44	\$9.46	-	-	\$556.72	\$40.44	\$9.46	-	-	
Molesworth III, Robert		ENGINEER	11/17/202	-11948	132.00	\$5,153.12	-	\$434.49	\$74.72	\$148.54	\$637.43	\$3,857.94	\$74.72	-	-	-	-	
Todd, Douglas		EXTRA HELP	11/17/202	-11949	94.00	\$1,808.56	-	\$154.49	\$26.22	\$35.30	\$248.68	\$1,343.87	\$26.22	-	-	-	-	
Report Total					294.75	14,149.26	-	1,359.90	\$119.06	\$205.15	\$433.71	\$913.11	\$1,118.33	\$119.06	\$205.15	-	-	-



Payroll Recap & Funding
Regular 11/17/2023

Payroll Overview

Payroll	Regular	11/17/2023
Pay Date		11/17/2023
# Employees		8
# Paid Employees		8
# Regular		8
# Pay Periods		1

Employee Payments

	#	EE's	\$ Amount
Direct Deposits Debited	8	8	11,118.33 ^D
Total			11,118.33
(D) Innovative Business Solutions, Inc. Admin Debit			-11,118.33
Your Remaining Bank Account Liability			0.00
Vouchers Printed	0		
Vouchers Suppressed	0		

Taxes

	EIN	EE's	\$ Amount
FIT/EE	94-2826574	5	1,359.90 ^D
FICA/ER	94-2826574	5	119.06 ^D
FICA/EE	94-2826574	5	119.06 ^D
MEDI/ER	94-2826574	8	205.15 ^D
MEDI/EE	94-2826574	8	205.15 ^D
SIT:CA/EE	944-0752-5	4	433.71 ^D
Total			2,442.03
(D) Innovative Business Solutions, Inc. Admin Debit			-2,442.03
Your Remaining Tax Liability			0.00

Vendor Liabilities

No Data

Billing

Invoice Total	87.60
Innovative Business Solutions, Inc. Admin Debit	-87.60
Amount Due	0.00

Total

Total	13,647.96
Innovative Business Solutions, Inc. Admin Debit	-13,647.96
Total of Your Responsibility	0.00

Recap

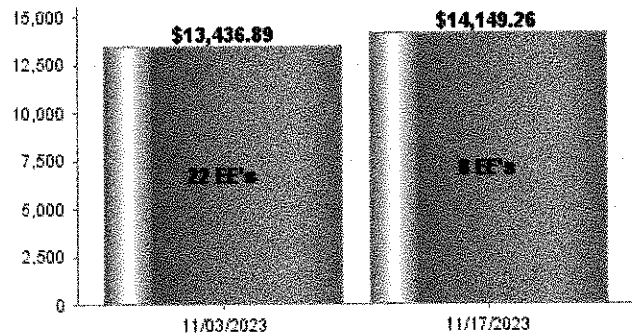
Innovative Business S	Date	Bank Account #	\$ Amount
Billing	11/16/2023	xxxxxx2200	87.60
Tax Payment	11/16/2023	xxxxxx2200	2,442.03
Empl. Dir. Dep. SPA	11/16/2023	xxxxxx2200	11,118.33
Total Debits			13,647.96

Cash Requirements: xxxxxx2200	\$ Amount
Billing	87.60
Tax Payment	2,442.03
Empl. Dir. Dep. SPA	11,118.33
Total	13,647.96

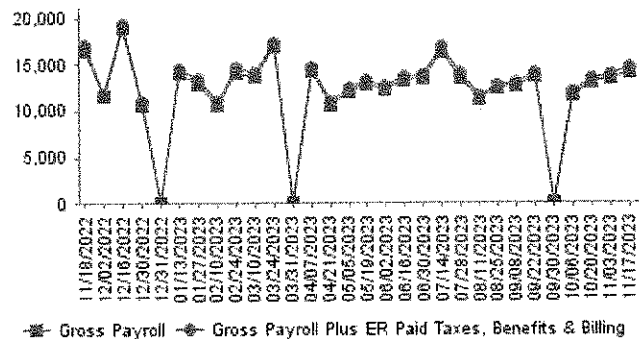
General Ledger Summary

	Debit/Exp.	Credit/Liab.
Earning	14,149.26	
ER Tax (Offset)	324.21	
Invoice	87.60	
Invoice		87.60
ER Tax		324.21
Deduction		913.11
Tax		2,117.82
Direct Deposit		11,118.33
	14,561.07	14,561.07

Comparison To Last Pay Period - Gross Wages



Rolling 12 Month Payroll View



KENWOOD FIRE DISTRICT
 Kenwood Fire Protection (Default)
 9045 Sonoma Hwy
 Kenwood, CA 95452
 United States

Pay Statement History
 Gross to Net, Last Name

Pay Date: 12/01/2023
 Payroll: Regular 12/01/2023
 Pay Period: 11/13/2023-11/26/2023

Last Name	First Name	Default Department	Type	Pay Date	#	Total Hours	Gross Pay	Retire/Dues	Federal Tax	OSDI Amount	Medicare Amount	California State Deduction	SSA Deduction	Health Insurance	401K	CLASSIC	Medicare	Federal Unemployment	California State	Trailing Tax	
Bellach	Daren	CHIEF	Regular	12/01/202	-11950	12.00	\$6,057.59	-	\$810.09	-	\$87.83	\$318.59	-	\$27.00	-	4,814.08	-	\$87.83	-	-	-
Bermudez,		EXTRA	Regular	12/01/202	-11951	48.00	\$923.52	-	\$89.08	\$57.26	\$13.39	\$11.64	-	-	\$752.15	\$57.26	\$13.39	-	-	-	
GUSTAVO		HELP	Regular	12/01/202	-11952	-	\$171.46	-	-	\$10.63	\$2.49	-	-	-	\$158.34	\$10.63	\$2.49	-	-	-	
Gulson,		CAPTAIN	Regular	12/01/202	-11952	-	\$171.46	-	-	\$10.63	\$2.49	-	-	-	\$158.34	\$10.63	\$2.49	-	-	-	
Benjamin,		ADMIN	Regular	12/01/202	-11953	9.50	\$321.86	-	\$11.99	\$19.95	\$4.67	-	-	\$285.25	\$19.95	\$4.67	-	-	-	-	
Infante, Susan		ENGINEER	Regular	12/01/202	-11954	108.00	\$3,792.96	-	\$267.65	-	\$55.00	\$65.43	-	\$521.53	2,883.35	-	\$55.00	-	-	-	
Robert,		EXTRA	Regular	12/01/202	-11955	64.00	\$1,231.36	-	\$94.75	-	\$17.86	\$14.69	-	\$169.31	\$934.75	-	\$17.86	-	-	-	
Todd,	Douglas	HELP	Regular	12/01/202	-11955	-	\$1,231.36	-	\$94.75	-	\$17.86	\$14.69	-	\$169.31	\$934.75	-	\$17.86	-	-	-	
Report Total							241.50	12,498.75	-	1,273.56	\$87.84	\$181.24	\$410.35	-	\$717.84	-	9,827.92	\$87.84	\$181.24	-	-

Sorted By: Last, First Name Ascending
 Filtered By: Employee Filter, All Employees, Pay Dates, Specific Payroll: Regular 12/01/2023, Settings: Show Only Final

Innovative Business Solutions, Inc. Admin
 P: (707)586-4300, F: (877)586-4303
 Innovative.notification@sasshr.com



Generated: 11/27/2023 01:58p
 Generated By: System Administrator
 Page 1 of 1

Payroll Recap & Funding
Regular 12/01/2023

Payroll Overview

Payroll	Regular	12/01/2023
Pay Date		12/01/2023
# Employees		6
# Paid Employees		6
# Regular	6	
# Pay Periods		1

Employee Payments

	#	EE's	\$ Amount
Direct Deposits Debited	6	6	9,827.92 ^D
Total			9,827.92
(D) Innovative Business Solutions, Inc. Admin Debit			-9,827.92
Your Remaining Bank Account Liability			0.00
Vouchers Printed	0		
Vouchers Suppressed	0		

Taxes

	EIN	EE's	\$ Amount
FIT/EE	94-2826574	5	1,273.56 ^D
FICA/ER	94-2826574	3	87.84 ^D
FICA/EE	94-2826574	3	87.84 ^D
MEDI/ER	94-2826574	6	181.24 ^D
MEDI/EE	94-2826574	6	181.24 ^D
SIT:CA/EE	944-0752-5	4	410.35 ^D
Total			2,222.07
(D) Innovative Business Solutions, Inc. Admin Debit			-2,222.07
Your Remaining Tax Liability			0.00

Vendor Liabilities

No Data

Billing

Invoice Total	78.70
Innovative Business Solutions, Inc. Admin Debit	-78.70
Amount Due	0.00

Total

Total	12,128.69
Innovative Business Solutions, Inc. Admin Debit	-12,128.69
Total of Your Responsibility	0.00

Recap

Innovative Business S	Date	Bank Account #	\$ Amount
Billing	11/30/2023	xxxxxx2200	78.70
Tax Payment	11/30/2023	xxxxxx2200	2,222.07
Empl. Dir. Dep. SPA	11/30/2023	xxxxxx2200	9,827.92
Total Debits			12,128.69

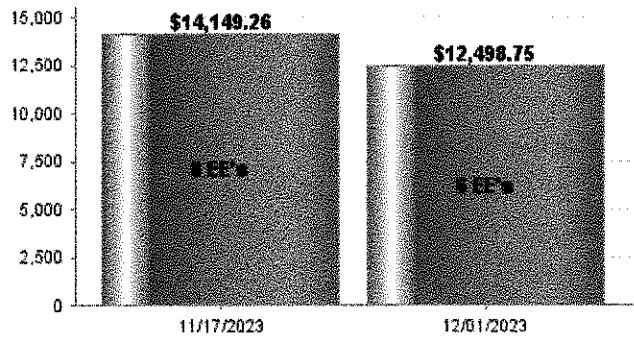
Cash Requirements: xxxxxx2200

	\$ Amount
Billing	78.70
Tax Payment	2,222.07
Empl. Dir. Dep. SPA	9,827.92
Total	12,128.69

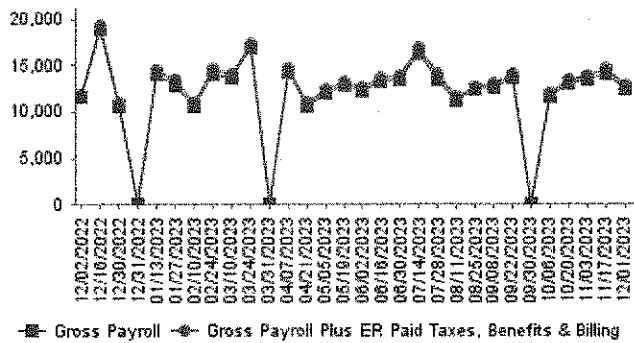
General Ledger Summary

	Debit/Exp.	Credit/Liab.
Earning	12,498.75	
ER Tax (Offset)	269.08	
Invoice	78.70	
Invoice		78.70
ER Tax		269.08
Deduction		717.84
Tax		1,952.99
Direct Deposit		9,827.92
	12,846.53	12,846.53

Comparison To Last Pay Period - Gross Wages



Rolling 12 Month Payroll View



Kenwood Fire Protection District Profit & Loss Budget vs. Actual July through November 2023

	<u>Jul - Nov 23</u>	<u>Budget</u>	<u>\$ Left in Budget</u>	<u>% of Budget Used</u>
Ordinary Income/Expense				
Income				
10 - Tax Revenue				
1000 - Prop Taxes - CY Secured	0.00	1,065,732.00	-1,065,732.00	0.0%
1001 - CY Direct Charges	0.00	425,626.00	-425,626.00	0.0%
1040 - Property Tax - CY Unsec	0.00	31,124.00	-31,124.00	0.0%
1011 - SB2557 Prop Tax Admin	0.00	-10,469.00	10,469.00	0.0%
1050 - - Supplemental Prop Taxes -CY	0.00	35,399.00	-35,399.00	0.0%
1051 - -Supplemental Prop Taxes - PY	0.00	-66.00	66.00	0.0%
1059 - - Prop Taxes - PY, Unsecured	0.00	1,222.00	-1,222.00	0.0%
1060 - Prop Taxes - PY, Secured	0.00	129.00	-129.00	0.0%
1061 - PY Direct Charges	0.00	339.00	-339.00	0.0%
1070 - State-Other In-Lieu Tax	0.00	19.00	-19.00	0.0%
1500 - Wildfire Tax Loss	0.00	2,503.00	-2,503.00	0.0%
Total 10 - Tax Revenue	<u>0.00</u>	<u>1,551,558.00</u>	<u>-1,551,558.00</u>	<u>0.0%</u>
17 - Use of Money/Prop				
1700 - Interest on Pooled Cash	0.00	70,000.00	-70,000.00	0.0%
Total 17 - Use of Money/Prop	<u>0.00</u>	<u>70,000.00</u>	<u>-70,000.00</u>	<u>0.0%</u>
20 - Intergovernmental Revenues				
2050 - Stabilization Payment	0.00	120,000.00	-120,000.00	0.0%
2060 - Revenue Sharing	196,750.00	187,560.00	9,190.00	104.9%
2081 - Highway Rentals	0.00	5.00	-5.00	0.0%
2440 - HOPTR	0.00	7,079.00	-7,079.00	0.0%
Total 20 - Intergovernmental Revenues	<u>196,750.00</u>	<u>314,644.00</u>	<u>-117,894.00</u>	<u>62.53%</u>
30 - Charges for Services				
3661 - Fire Control Services	0.00	3,971.00	-3,971.00	0.0%
Total 30 - Charges for Services	<u>0.00</u>	<u>3,971.00</u>	<u>-3,971.00</u>	<u>0.0%</u>

Kenwood Fire Protection District Profit & Loss Budget vs. Actual July through November 2023

	<u>Jul - Nov 23</u>	<u>Budget</u>	<u>\$ Left in Budget</u>	<u>% of Budget Used</u>
40 - Miscellaneous Revenues				
4040 - Miscellaneous Revenue	0.00	24,789.00	-24,789.00	0.0%
4640 - Operating Transfer In-Roll Over	0.00	39,250.00	-39,250.00	0.0%
Total 40 - Miscellaneous Revenues	<u>0.00</u>	<u>64,039.00</u>	<u>-64,039.00</u>	<u>0.0%</u>
Total Income	<u>196,750.00</u>	<u>2,004,212.00</u>	<u>-1,807,462.00</u>	<u>9.82%</u>
Gross Profit	196,750.00	2,004,212.00	-1,807,462.00	9.82%
Expense				
50 - Salaries/Emp Benefits				
Gross Wages				
5910-Perm Positions	422,075.62	990,000.00	-567,924.38	42.63%
5911-Extra Help	22,840.12	68,000.00	-45,159.88	33.59%
5912-Overtime	21,406.44	66,500.00	-45,093.56	32.19%
Total Gross Wages	<u>466,322.18</u>	<u>1,124,500.00</u>	<u>-658,177.82</u>	<u>41.47%</u>
5913 - Director Stipend	803.70	1,650.00	-846.30	48.71%
5914 - Volunteer Stipend	3,640.39	17,000.00	-13,359.61	21.41%
5922 - FICA ER Expense	1,506.16	9,000.00	-7,493.84	16.74%
5923 - CALPERS Retirement	44,201.06	78,000.00	-33,798.94	56.67%
5924 - Medicare ER Exp	2,293.70	8,500.00	-6,206.30	26.99%
5930 - CALPERS Health/Dental/Visi	33,909.38	85,000.00	-51,090.62	39.89%
5940 - WORKERS COMP	34,966.00	69,000.00	-34,034.00	50.68%
Total 50 - Salaries/Emp Benefits	<u>587,642.57</u>	<u>1,392,650.00</u>	<u>-805,007.43</u>	<u>42.2%</u>
60 - Services/Supplies				
6021- - Clothing/Personal	0.00	1,500.00	-1,500.00	0.0%
6020-Clothing/Personal	206.13	4,000.00	-3,793.87	5.15%
6022-Clothing/Safety	0.00	10,000.00	-10,000.00	0.0%

Kenwood Fire Protection District Profit & Loss Budget vs. Actual July through November 2023

	<u>Jul - Nov 23</u>	<u>Budget</u>	<u>\$ Left in Budget</u>	<u>% of Budget Used</u>
6040-Communications	3,573.56	10,000.00	-6,426.44	35.74%
6080-Household Expense	988.71	5,000.00	-4,011.29	19.77%
6100-Insurance	25,739.26	27,300.00	-1,560.74	94.28%
6140-Maintenance-Equipment	8,891.50	21,100.00	-12,208.50	42.14%
6180-Maintenance-Bldgs/Imp.	3,967.28	9,000.00	-5,032.72	44.08%
6280-Memberships	1,260.00	7,200.00	-5,940.00	17.5%
6400-Office Expense	918.90	5,000.00	-4,081.10	18.38%
6457-Computer Charges	2,882.13	7,900.00	-5,017.87	36.48%
6461-Supplies/Expenses(Ops)	158.04	5,500.00	-5,341.96	2.87%
6500-Professional/Special Svcs.				
6500.01 - Professional/Special Services	6,662.00	11,000.00	-4,338.00	60.56%
6500.02 - Bank/Bankcard Service Charges	30.00			
6500.03 - PR Processing Fee	926.90			
Total 6500-Professional/Special Svcs.	7,618.90	11,000.00	-3,381.10	69.26%
6526-REDCOM/Dispatch	2,311.32	15,000.00	-12,688.68	15.41%
6576-Actuarial Services	0.00	7,100.00	-7,100.00	0.0%
6587-LAFCO Charges	1,230.00	2,730.00	-1,500.00	45.06%
6630-Audit/Accounting Svc.	7,475.00	8,500.00	-1,025.00	87.94%
6637-Prop.Tax Admin Fee	240.00	500.00	-260.00	48.0%
6800-Public/Legal Notices	295.00	1,000.00	-705.00	29.5%
6880-Small Tools/Equip.	2,127.22	7,700.00	-5,572.78	27.63%
7005-Election Expense	0.00	5,000.00	-5,000.00	0.0%
7120-Training/InService	4,927.49	9,500.00	-4,572.51	51.87%
7201-Gas/Oil/Fuel	6,317.68	18,400.00	-12,082.32	34.34%
7300-Trans./Travel/Meetings	50.00	2,500.00	-2,450.00	2.0%
7320-Utilities	5,320.50	17,050.00	-11,729.50	31.21%
Total 60 - Services/Supplies	86,498.62	219,480.00	-132,981.38	39.41%

Kenwood Fire Protection District Profit & Loss Budget vs. Actual July through November 2023

	<u>Jul - Nov 23</u>	<u>Budget</u>	<u>\$ Left in Budget</u>	<u>% of Budget Used</u>
8510 - Capital Outlay-Bldg Imp	0.00	10,000.00	-10,000.00	0.0%
8560 - Capital Outlay-Equipment	0.00	10,000.00	-10,000.00	0.0%
8620-UNCLM-OT-Within a Fund	6,124.59	45,100.00	-38,975.41	13.58%
8642-General-To/From -Trust	0.00	326,982.00	-326,982.00	0.0%
Total Expense	<u>680,265.78</u>	<u>2,004,212.00</u>	<u>-1,323,946.22</u>	<u>33.94%</u>
Net Ordinary Income	-483,515.78	0.00	-483,515.78	100.0%
Other Income/Expense				
Other Income				
Bank Interest Earned	669.84			
Total Other Income	<u>669.84</u>			
Net Other Income	669.84			
	<u><u>-482,845.94</u></u>	<u><u>0.00</u></u>	<u><u>-482,845.94</u></u>	<u><u>100.0%</u></u>