

KENWOOD FIRE PROTECTION DISTRICT
9045 Sonoma Highway
Kenwood, CA 95452

AGENDA

REGULAR DISTRICT BOARD OF DIRECTORS MEETING

Location: 9045 Sonoma Hwy. Kenwood

Agendas and Board Packets are available at our website: kenwoodfire.com

DATE: October 10th, 2023 @ 4:00 pm

1. CALL TO ORDER
2. CHANGES TO THE AGENDA
3. MINUTES OF PREVIOUS MEETING:
4. CHIEF'S REPORT:
 - a. Staffing Report: 13 Volunteers, 6 Part Time & 2 Full-Time
5. APPROVAL OF CLAIMS:

PUBLIC APPEARANCES: An opportunity for anyone to speak to the Board on subjects not on the regular agenda. The Board will not make a decision on the subject unless it is of a routine nature.

5. ACTION ITEMS/OLD BUSINESS:
 - a. Approve Revised Final Budget FY2023-24
 - b. Approve Resolution 2023-24-01 Approving the Department of Forestry and Fire Protection Agreement #:7GF23051(VFA Grant)
7. NON-ACTION ITEMS:
 - a. Committee Reports – HR, Consolidation, Facility, Finance, Grant:
8. ANNOUNCEMENT OF CLOSED SESSION ITEMS: None

Following the announcement of Closed Session items and prior to recess into Closed, the public may speak up to three minutes on items to be addressed in Closed Session

RECESS CLOSED SESSION AND RECONVENE TO OPEN SESSION

9. REPORT, IF ANY, ON CLOSED SESSION:
10. GOOD OF THE ORDER:
11. ADJOURN:

**BEFORE THE BOARD OF DIRECTORS OF THE
Kenwood Fire District
COUNTY OF Sonoma, STATE OF CALIFORNIA**

IN THE MATTER OF:

Resolution Number: 2023-24-01

Approving the Department of Forestry and Fire Protection Agreement #_7GF23051 for services from the date of last signatory on page 1 of the Agreement to June 30, 2024 under the Volunteer Fire Capacity Program of the Cooperative Forestry Assistance Act of 1978.

BE IT RESOLVED by the Board of Directors of the Kenwood Fire District that said Board does hereby approve the Agreement with the California Department of Forestry and Fire Protection dated as of the last signatory date on page 1 of the Agreement, and any amendments thereto. This Agreement provides for an award, during the term of this Agreement, under the Volunteer Fire Capacity Program of the Cooperative Fire Assistance Act of 1978 during the State Fiscal Year 2023-24 up to and no more than the amount of \$3,963.00.

BE IT FURTHER RESOLVED that Daren Bellach, Asst. Chief of said Board be and hereby is authorized to sign and execute said Agreement and any amendments on behalf of the Kenwood Fire District.

The foregoing resolution was duly passed and adopted by the Board of Directors of the Kenwood Fire District, at a regular meeting thereof, held on the 10th day of October, 2023 by the following vote:

AYES:

Signature, Board of Directors Member

NAYS:

Jack Atkin, Chair
Printed Name and Title

ABSENT:

Signature, Board of Directors Member

Bob Uboldi, Director
Printed Name and Title

-----**CERTIFICATION OF RESOLUTION**-----

ATTEST:

I Daren Bellach, Clerk of the Kenwood Fire District, County of Sonoma California do hereby certify that this is a true and correct copy of the original Resolution Number 2023-24-01.

WITNESS MY HAND OR THE SEAL OF THE Kenwood Fire District, on this 10th day of October, 2023.

**OFFICIAL SEAL
OR NOTARY CERTIFICATON**

Signature

Clerk of the Board, Kenwood Fire District
Title and Name of Local Agency

FY 2023-24 Final Budget Summary *Revised 10/10/2023
KENWOOD FIRE DISTRICT
718106
KENWOOD FIRE-CAP REPLACE

(1)* Acutal Beginning Fund Balance @ 8/1/23:	2,372,524
(2) Plus: Budgeted FY 2023-24 Revenues: (total from attached worksheet)	233,966
(3) Less: Budgeted FY 2023-24 Expenditures: (total from attached worksheet)	0
(4)* Estimated Ending Fund Balance @ 6/30/24:	2,606,490
(5) Final Budget Approval Date: (Please have your Board Members sign below or attach resolution confirming approval)	10/10/23

*Revised

Board Member

Board Member

Board Member

Board Member

Board Member

* If District Fund Balance is separated into multiple categories, each district should keep records to identify how much beginning and ending fund balance is available for each fund balance category and should work with their external auditors to identify appropriate GASB 54 fund balance classifications.

**KENWOOD FIRE DISTRICT
718106 Final
KENWOOD FIRE-CAP REPLACE**

FAMIS Sub Object	EFS Account	Enterprise Financial System (EFS) Descriptions	FY2023-24 Prelim Budget	FY2023-24 Final Budget
1700		Interest on Pooled Cash	17,794	17,794
17		Total Use of Money/Property	17,794	17,794
4620	47101	Transfers In - within a Fund	8,886	216,172
		Grand Total Revenues	26,680	233,966
8510		CIP - Bldg & Impr	0	0
8560		Machinery and Equipment	0	0
85		Total Capital Assets	0	0
8640		Operating Transfer Out	0	0
86		Total Operating Transfer	0	0
		Grand Total Expenditures	0	0
		Increase/(Decrease) to Fund Balance	26,680	233,966

**FY 2023-24 Final Budget * Revised 10/10/2023
KENWOOD FIRE DISTRICT
718015**

	Prop 4 Limit	\$840,505
(1)*	Actual Beginning Fund Balance @ 8/1/23:	\$1,989,990
(2)	Plus: Budgeted FY 2023-24 Revenues: (total from attached worksheet)	\$1,893,402
(3)	Less: Budgeted FY 2023-24 Expenditures: (total from attached worksheet)	\$1,893,402
(4)*	Estimated Ending Fund Balance @ 6/30/24:	\$1,989,990
(5)	Final Budget Approval Date: (Please have your Board Members sign below or attach resolution confirming approval)	<div style="border: 1px solid black; display: inline-block; padding: 2px;">10/10/2023</div> *Revised

Board Member

Board Member

Board Member

Board Member

Board Member

* If District Fund Balance is separated into multiple categories, each district should keep records to identify how much beginning and ending fund balance is available for each fund balance category and should work with their external auditors to identify appropriate GASB 54 fund balance classifications.

KENWOOD FIRE DISTRICT
718015 Final Budget FY2023-24 *Adusted 10-10-23
KENWOOD FIRE DISTRICT

FAMIS Sub Object	EFS Account	Enterprise Financial System (EFS) Descriptions	FY2023 - 24 Preliminary Budget	FY2022-23 Current as of 6-31-23	FY2023 - 24 Final Budget
1000	40002	Prop Tax - CY, Secured	1,039,500	1,014,983	1,065,732
1001	40003	Direct Charges - CY	354,577	292,143	425,626
1011	40012	SB2557 Prop Tax Admin	(11,181)	(10,469)	(10,469)
1020	40111	Supplemental Prop Taxes - CY	7,558	0	0
1040	40101	Prop Taxes - CY, Unsecured	29,897	31,124	31,124
1050		Supplemental Prop Taxes - CY	20,811	35,399	35,399
1051		Supplemental Prop Taxes - PY	(12)	(66)	(66)
1059		Prop Tax PY Unsecured	1,056	1,222	1,222
1060	40201	Prop Taxes - PY, Secured	(27)	129	129
1061	40202	Direct Charges - Prior Year	577	339	339
1070		State-Other In-Lieu Tax	19	19	19
1100	40211	Prop Taxes - PY, Unsecured	0	0	0
10		Total Taxes	1,442,775	1,364,823	1,549,065
1460		Licenses - Other	0	0	0
1500		Wildfire Tax Loss	2,503	2,503	2,503
13		Total Licenses/Permits/Franchises	2,503	2,503	2,503
1700	44022	Interest in Pooled Cash	70,000	70,000	70,000
17		Total Use of Money/Property	70,000	70,000	70,000
2081	42358	State Other Funding	5	5	5
2050		County Stabilization	120,000	120,000	0
2060		County Revenue Sharing	189,000	187,560	196,750
2440	42291	State Homeowners Prop Tax Relf	7,441	7,079	7,079
2580	42360	State Grant Revenue	0	0	0
2852	42441	Federal FEMA Disaster Funding	0	0	0
20		Total Intergovernmental Revenues	316,446	314,644	203,834
3661	45311	Other Fire Services/Inspections WUI	3,971	3,971	3,971
3700	45533	Reprographics Photocopy	50	0	0
3980	46200	Revenue Appl PY Misc Revenue	0	0	0
30		Total Charges for Services	4,021	3,971	3,971
4020	46003	Sales Non Taxable	0	0	0
4021	46003	Sale-Real Property	0	0	0
4040		Misc. Revenue	24,789	24,789	24,789
4109	46050	Cancelled/State Dated Warrants	0	0	0
4640		Operating Transfer In (Roll over)	45,100	45,100	39,250
		Operating Transfer In (FY 21-22 Roll over)	0	0	0
40		Total Misc Revenues/Transfers	69,889	69,889	64,039
		Grand Total Revenues	1,905,634	1,825,830	1,893,402
5910	50701	Perm Position - Local Bds - Kenwood	1,573,518	231,943	231,943
		Sonoma FD Wages		758,057	758,057
5911	50702	Extra Help - Local Bds	0	68,000	68,000
5912	50709	Overtime-LOC Bds	0	66,500	66,500
5913	50704	Boards/Commissions - Local Bds	1,650	1,650	1,650
5914		Volunteer Stipends	0	17,000	17,000
5922	50753	FICA Retirement - Local Bds	0	9,000	9,000
5923	50755	PERS - Local Bds	30,000	78,000	78,000
5924	50756	Medicare - Local Bds	0	8,500	8,500
5930	50801	Health Ins - Local Bds	55,000	85,000	85,000
5940	50808	Worker's Comp - Local Bds	0	69,000	69,000
50		Total Salaries/Benefits	1,660,168	1,392,650	1,392,650
		FAMIS Descriptions			
6020		CLOTHING/PERSONAL	0	4,000	4,000
6021		UNIFORM EXPENSE	0	4,000	1,500
6022		SAFETY CLOTHING	0	10,000	10,000
6040		COMMUNICATIONS	10,000	10,000	10,000
6080		HOUSEHOLD EXPENSE	5,000	5,000	5,000
6100		INSURANCE	27,300	27,300	27,300
6140		MAINTENANCE-EQUIPMENT	21,100	21,100	21,100
6180		MAINT-BLDGS/SIMP	9,000	9,000	9,000
6280		MEMBERSHIPS	7,200	7,200	7,200
6400		OFFICE EXPENSE	5,000	5,000	5,000
6457		COMPUTER CHARGES	7,900	7,900	7,900
6461		SUPPLIES/EXPENSES	5,500	5,500	5,500
6500		PROFESSIONAL/SPECIAL SERVICES	0	11,000	11,000
6521		COUNTY SERVICES	0	0	0
6526		DISPATCH SERVICES	15,000	15,000	15,000
6576		ACTUARIAL SERVICES	7,100	7,100	7,100
6587		LAFCO CHARGES	2,730	2,730	2,730
6630		AUDIT/ACCOUNTING SERVICES	0	8,500	8,500
6637		PROP TAX ADMIN FEE	500	500	500
6800		PUBLIC/LEGAL NOTICES	0	1,000	1,000
6880		SMALL TOOLS/INSTRUMENTS	7,700	7,700	7,700
7005		ELECTION EXPENSE	5,000	5,000	5,000
7120		TRAINING-INSERVICE	0	9,500	9,500
7201		GAS/OIL	18,400	18,400	18,400
7300		TRANSPORTATION/TRAVEL	0	2,500	2,500
7320		UTILITIES	17,050	17,050	17,050
60		Total Services/Supplies	171,480	221,980	219,480
8510		BUILDINGS/IMPROVEMENTS	10,000	10,000	10,000
8560		EQUIPMENT	10,000	10,000	10,000
85		Total Capital Assets	20,000	20,000	20,000
8620		UNCLM-OT-WITHIN A FUND (Transfer Roll Over)	45,100	45,100	45,100
8642		GENERAL-TO-TRUST	8,886	8,886	216,122
86		Total Other Financing Uses	53,986	53,986	261,222
9000		APPROPRIATIONS FOR CONT	0	0	0
90		Total Appropriations for Contingencies	0	0	0
		Grand Total Expenditures	1,905,634	1,688,616	1,893,402
		Increase/(Decrease) to Fund Balance	0	137,214	0

Kenwood Fire District
Inter Office Memorandum

To: Board of Directors

From: Grant Committee

Re: September 2023 update

Date: October 2, 2023

The following is a summary update of the Grant Committee update for September 2023.

1. FEMA Radios and FEMA Safer Grant: We just learned that the grant approval process ended, and we were not the recipient of either requests. We can reapply in October.
2. Septic with Manitou Foundation: In Fall 2022, the organization awarded us \$15,000 toward the system, short of the amount we requested. Their suggestion was to reapply in Fall. Their application process has not yet started.
3. Cal Fire Grant: The Cal Fire grant was approved for approximately \$8,000 or 73% of our request of \$11,000. We applied for new wildland boots, web gear and thermal imagers and the thermal imagers were not approved. The next step would be to order boots and web gear, pay for the equipment and then Cal Fire will reimburse us 50%.

Finally, based upon the change in the department, it is our recommendation to turn over the grant process to Sonoma Valley. Thank you for all your support over the past year.

**KENWOOD FIRE PROTECTION DISTRICT
REGULAR MEETING OF THE BOARD OF DIRECTORS
SEPTEMBER 19, 2023**

MINUTES

MEETING: Meeting called to order at 16:00 hrs. Directors Doss, Moretti, Uboldi, Atkin, Cooper and Chief Bellach were present. Chief Bellach asked to add an action item to approve Kenwood/Sonoma contract. Per Counsel Bill Ross, we should have a special meeting and make this an action item since it was not on the agenda.

MINUTES: MSP Uboldi/Cooper to approve the minutes of August 8, 2023. MSP Moretti/Cooper to approve the minutes of the special meeting of August 24, 2023 and MSP Doss/Uboldi to approve the minutes of the special meeting of August 29, 2023.

CHIEF'S REPORT: 13 Volunteers, 6 Part-Time and 2 Full-Time.

Engine 3181 is in Sacramento getting preventative maintenance and repairs. Engine 3182 was sent in for preventative maintenance and returned, but had to go back for some immediate repairs. Sonoma has loaned us their reserve engine during this time.

Director Atkin asked for a report on implementing the Cash Management Plan. Chief Bellach reported he took the Operation Funds with Exchange Bank and transferred it to California Class. (Approx. 1.5 Million) The second account with California Class will have the Capitol Funds transferred over. This should be completed by next week. (Approx. 2 million) at the time of opening the accounts, the current earnings rate was around 6%.

FSWG Update: The BOS voted to except the certificate of efficacy for the gathered signatures for the measure. ACA13 passed out of the Senate last week. This is for the 2/3rds vote's measure to be on the State Ballot in March. They voted to support another special assessment. Informational one pagers for the measure have been completed and will be distributed shortly. The next meeting will be September 28th.

CLAIMS: MSP Moretti/Uboldi to approve Claim #23-24-03 for \$230,505.94 and payrolls dated 08/11/23 for \$11,906.51 and 08/25/23 for \$12,693.98.

PUBLIC APPEARANCES: Chief Akre and his board expected the contract to be an action item and voted on tonight. He did not understand why this was not on the agenda. He asked the board to schedule a special meeting before October 1st to execute the contract. Director Atkin felt it was reasonable to have a special meeting before October 1st.

OLD BUSINESS: Chief Bellach presented the final budgets, both Operations and Capital. MSP Doss/Cooper to approve.

MSP Doss/Cooper to approve the transfer from the operating account to reserve account of an amount equal to the operating overage for FY22-2023. (\$284,330.00)

A letter was drafted to Chief Akre to show the will of the board expressing their view that the Kenwood Volunteers are an asset to the community and they would like to do whatever they can to maintain this. The overall feeling of the board was to include both volunteers, part-timers and also express recognition of the work and time they all put in during the 2017 and 2020 large fire events we had. Motion to approve the draft and include a reference of the roll both volunteers and part-timers played in the large scale fire events, Moretti, 2nd: Uboldi, All AYE

NON-ACTION ITEMS: Director Doss reported for the HR Committee, he spoke in regards to the draft contract between Kenwood and Sonoma. He felt we are in a place to approve the agreement. There is still work that needs to be done on defining the administrative duties. This agreement is now a 4 year 9 month agreement.

Director Uboldi reported for the facility committee, he stated he would like to see some rocks and ground shrubs around the LED sign be completed. We need to start taking a look at the septic system and what that cost will be. Chief Bellach will start getting some quotes to bring back to the committee.

Chief Bellach reported for the grant committee, he stated we are still waiting to hear from FEMA regarding the grants. We did receive the VFC Cal Fire matching grant for approx. \$4,000.00.

GOOD of the ORDER: Special meeting to approve the Kenwood/Sonoma contract for services date will be Friday, September 22, 2023 at the station, 4:00pm.

Respectfully submitted,

Attest: _____

**KENWOOD FIRE PROTECTION DISTRICT
SPECIAL MEETING OF THE BOARD OF DIRECTORS
SEPTEMBER 22, 2023**

MINUTES

MEETING: Meeting called to order at 16:00 hrs. Directors Doss, Moretti, Uboldi, Atkin and Chief Bellach were present. Director Cooper was absent.

OLD BUSINESS: MSP Moretti/Uboldi to approve contract for services between Sonoma Valley Fire and Kenwood Fire.

ANNOUNCEMENT OF CLOSED SESSION ITEMS: None.

CHIEF'S REPORT: None.

GOOD of the ORDER: None.

Respectfully submitted,

Attest:

Kenwood Fire Protection District
Claims Detail
As of October 10, 2023

Date	Num	Name	Memo	S. O. #	Check #	Open Balance
10/04/2023	Inv. T160043	Bay Area Air Quality Mgmt. Dist.	Permit Renewal #685695-Facility ID 23638	7201		436.00
09/28/2023	Inv. 9720428	EverBank	Contract #20302720	6400		18.94
09/28/2023	Inv. 17474094	Friedman's Home Improvement	Station Supplies	6180		62.43
09/26/2023	Inv. 0110392-IN	Nick Barbieri Trucking, LLC	Diesel	7201		1,545.51
10/01/2023	Q2 2023-24	REDDCOM	Dispatch Agreement	6526		963.05
10/01/2023	Inv. #1126	Sonoma Valley Fire District	10% Initial Lump Sum - 10/1/23-6/30/24	5910		68,225.10
10/03/2023	Inv. 511902991	U.S. Bank Equipment Finance	500-0682056-000	6400		194.36
07/13/2023	amazon	Elan Financial Service	Battery Refund	6140		-29.16
07/27/2023	Comcast	Elan Financial Service	Internet	6040		118.55
07/29/2023	GoDaddy	Elan Financial Service	Monthly Strnt.	6457		21.99
09/07/2023	Amazon	Elan Financial Service	Chainsaw Supplies	6140		30.31
09/08/2023	Amazon	Elan Financial Service	Station Supplies	6080		73.12
08/28/2023	PGE	Elan Financial Service	Service x 2	7320		2,897.77
09/01/2023	Kenwood Water	Elan Financial Service	August Service	7320		94.26
08/20/2023	ATT	Elan Financial Service	Cell Phones	6040		298.97
09/15/2023	Frontier	Elan Financial Service	Telephone	6040		299.50
09/15/2023	Frontier	Elan Financial Service	Fax Line	6040		66.29
09/05/2023	Inv. 230321	Lubirivan Truck Services, Inc.	3182 Service	6140		1,310.11
09/11/2023	Fire Ins. 1B, 1C & 1D	Molesworth, Robert	Hazardous Materials Institute	7120		1,823.80
9/22/2023	Prem 2024-38	F A I R A	Liability and Property Ins. Policy	6100	2754	25,069.00
9/27/2023	Safeway	First Ntl Bk of Omaha	Drill Lunch	7120	2755	102.58
9/27/2023	Pepra	Calpers Retirement	09/04/23-09/17/23	5923	ACH	1,642.67
9/27/2023	Classic	Calpers Retirement	09/04/23-09/17/23	5923	ACH	1,588.15
10/3/2023	Pepra	Calpers Retirement	09/18/23-10/01/23	5923	ACH	1,276.12
10/3/2023	Classic	Calpers Retirement	09/18/23-10/01/23	5923	ACH	1,588.14
10/3/2023	Health	Calpers Health	Oct. Prem.	5930	ACH	6,296.05
10/20/2023	Dental/Vision	Choice Builder	Nov. Prem.	5930	ACH	485.68
10/10/2023	10/10 Inv.	New York Life	Life Insurance	5925	ACH	54.00

October 10, 2023 Claims Total

116,553.29

Kenwood Fire Protection District
Claims Detail
As of October 10, 2023

Signature:	_____	Title: Director
Signature:	_____	Title: Director
Signature:	_____	Title: Director
Signature:	_____	Title: Director
Signature:	_____	Title: Director

Kenwood Fire Protection District
Reconciliation Detail
1031 - Exchange Operating, Period Ending 09/30/2023

Type	Date	Num	Name	Clr	Amount	Balance
Beginning Balance						292,170.82
Cleared Transactions						
Checks and Payments - 19 items						
Check	09/06/2023	ach	CALPERS Health	X	-6,296.05	-6,296.05
Check	09/07/2023	ach	CALPERS Retirem...	X	-1,588.15	-7,884.20
Check	09/07/2023	ach	CALPERS Retirem...	X	-1,214.12	-9,098.32
Transfer	09/08/2023			X	-12,297.53	-21,395.85
Bill Pmt -Check	09/13/2023	2746	Sonoma Valley Fire...	X	-145,339.90	-166,735.75
Bill Pmt -Check	09/13/2023	2749	William D. Ross	X	-5,325.00	-172,060.75
Bill Pmt -Check	09/13/2023	2744	Elan Financial Servi...	X	-3,382.13	-175,442.88
Bill Pmt -Check	09/13/2023	2748	Western Extrication...	X	-1,415.00	-176,857.88
Bill Pmt -Check	09/13/2023	2747	U.S. Bank Equipme...	X	-194.36	-177,052.24
Bill Pmt -Check	09/13/2023	2745	New York Life	X	-54.00	-177,106.24
Bill Pmt -Check	09/19/2023	2751	Lubrivan Truck Serv...	X	-5,615.82	-182,722.06
Bill Pmt -Check	09/19/2023	2752	Nick Barbieri Trucki...	X	-2,039.83	-184,761.89
Bill Pmt -Check	09/19/2023	2750	Friedman's Home I...	X	-602.93	-185,364.82
Transfer	09/20/2023			X	-13,210.85	-198,575.67
Check	09/20/2023	ach	Choice Builder	X	-485.68	-199,061.35
Check	09/22/2023	2754	F A I R A	X	-25,069.00	-224,130.35
Check	09/27/2023	ach	CALPERS Retirem...	X	-1,642.67	-225,773.02
Check	09/27/2023	ach	CALPERS Retirem...	X	-1,588.15	-227,361.17
Check	09/29/2023		Exchange Bank	X	-15.00	-227,376.17
Total Checks and Payments					-227,376.17	-227,376.17
Deposits and Credits - 2 items						
Deposit	09/29/2023			X	125,191.00	125,191.00
Deposit	09/30/2023			X	22.41	125,213.41
Total Deposits and Credits					125,213.41	125,213.41
Total Cleared Transactions					-102,162.76	-102,162.76
Cleared Balance					-102,162.76	190,008.06
Uncleared Transactions						
Checks and Payments - 1 item						
Check	09/27/2023	2755	First National Bank ...		-102.58	-102.58
Total Checks and Payments					-102.58	-102.58
Total Uncleared Transactions					-102.58	-102.58
Register Balance as of 09/30/2023					-102,265.34	189,905.48
Ending Balance					-102,265.34	189,905.48



P.O. Box 3788 | Santa Rosa CA 95402-3788
 Return Service Requested

Last statement: August 31, 2023
 This statement: September 30, 2023
 Total days in statement period: 30

KENWOOD FIRE PROTECTION DISTRICT
 PO BOX 249
 KENWOOD CA 95452

Page 1 of 2
 XXXXXX2720
 (0)

Direct inquiries to:
 707 524-3000

Exchange Bank
 P O Box 403
 Santa Rosa CA 95402

Public Funds Interest Checking

Account number	XXXXXX2720	Beginning balance	\$292,170.82
Avg collected balance	\$219,216	Total additions	125,213.41
Interest paid year to date	\$675.70	Total subtractions	227,376.17
		Ending balance	\$190,008.06

CHECKS

Number	Date	Amount	Number	Date	Amount
2744	09-18	3,382.13	2750	09-22	602.93
2745	09-22	54.00	2751	09-26	5,615.82
2746	09-21	145,339.90	2752	09-25	2,039.83
2747	09-21	194.36	2754 *	09-27	25,069.00
2748	09-20	1,415.00	* Skip in check sequence		
2749	09-18	5,325.00			

DEBITS

Date	Description	Subtractions
09-05	' Internet/Phone Txfr REF 2481859L FUNDS TRANSFER TO DEP XXXXXX2200 FROM ONLINE FUNDS TRANSFER VIA	12,297.53
09-07	' ACH Withdrawal CALPERS 1800 100000017257143 Kenwood Fire Protectio	6,296.05
09-08	' ACH Withdrawal CALPERS 3100 100000017229102 Kenwood Fire Protectio	1,214.12
09-08	' ACH Withdrawal CALPERS 3100 100000017229061 Kenwood Fire Protectio	1,588.15



P.O. Box 3788 | Santa Rosa CA 95402-3788
Return Service Requested

KENWOOD FIRE PROTECTION DISTRICT
September 30, 2023

Page 2 of 2
XXXXXX2720

<u>Date</u>	<u>Description</u>	<u>Subtractions</u>
09-19	' Internet/Phone Txfr REF 2621909L FUNDS TRANSFER TO DEP XXXXXX2200 FROM ONLINE FUNDS TRANSFER VIA	13,210.85
09-21	' ACH Withdrawal CHOICE BUILDER ONLIN PMNT 230921 Kenwood Fire Protectio	485.68
09-28	' ACH Withdrawal CALPERS 3100 100000017229085 Kenwood Fire Protectio	1,588.15
09-28	' ACH Withdrawal CALPERS 3100 100000017229120 Kenwood Fire Protectio	1,642.67
09-29	' Incoming Wire Fee WIRE FEE	15.00

CREDITS

<u>Date</u>	<u>Description</u>	<u>Additions</u>
09-29	' Incoming Wire Dom WIRE IN CALIFORNIA COOPERATIVE	125,191.00
09-30	' Interest Payment	22.41

DAILY BALANCES

<u>Date</u>	<u>Amount</u>	<u>Date</u>	<u>Amount</u>	<u>Date</u>	<u>Amount</u>
08-31	292,170.82	09-19	248,856.99	09-26	93,109.47
09-05	279,873.29	09-20	247,441.99	09-27	68,040.47
09-07	273,577.24	09-21	101,422.05	09-28	64,809.65
09-08	270,774.97	09-22	100,765.12	09-29	189,985.65
09-18	262,067.84	09-25	98,725.29	09-30	190,008.06

INTEREST INFORMATION

Annual percentage yield earned	0.12%
Interest-bearing days	30
Average balance for APY	\$219,216.57
Interest earned	\$22.41

Thank you for banking with Exchange Bank

Kenwood Fire Protection District
Reconciliation Detail
1032 · Exchange Bank Payroll, Period Ending 09/30/2023

Type	Date	Num	Name	Clr	Amount	Balance
Beginning Balance						6,413.11
Cleared Transactions						
Checks and Payments - 7 items						
Check	07/28/2023	50332	Miller, Zack	X	-24.00	-24.00
Check	09/08/2023	ach	DIRECT DEPOSIT ...	X	-9,980.89	-10,004.89
Check	09/08/2023	ach	PAYROLL TAX PA...	X	-2,237.94	-12,242.83
Check	09/08/2023	ach	IBS PR Fee	X	-78.70	-12,321.53
Check	09/22/2023	ACH	DIRECT DEPOSIT ...	X	-10,687.55	-23,009.08
Check	09/22/2023	ACH	PAYROLL TAX PA...	X	-2,438.20	-25,447.28
Check	09/22/2023	ACH	IBS PR Fee	X	-85.10	-25,532.38
Total Checks and Payments					-25,532.38	-25,532.38
Deposits and Credits - 2 items						
Transfer	09/08/2023			X	12,297.53	12,297.53
Transfer	09/20/2023			X	13,210.85	25,508.38
Total Deposits and Credits					25,508.38	25,508.38
Total Cleared Transactions					-24.00	-24.00
Cleared Balance					-24.00	6,389.11
Uncleared Transactions						
Checks and Payments - 7 items						
Check	07/16/2021	50222	Sears, Chase		-101.41	-101.41
Check	03/10/2023	50323	Forer, Mikayla		-159.71	-261.12
Check	04/21/2023	50328	Moretti, August J		-53.58	-314.70
Check	04/21/2023	50329	PLATT, JOSEPH		-48.00	-362.70
Check	07/28/2023	50330	Cooper, John		-80.37	-443.07
Check	07/28/2023	50333	Moretti, August J		-80.37	-523.44
Check	07/28/2023	50334	PLATT, JOSEPH		-24.00	-547.44
Total Checks and Payments					-547.44	-547.44
Total Uncleared Transactions					-547.44	-547.44
Register Balance as of 09/30/2023					-571.44	5,841.67
Ending Balance					-571.44	5,841.67



P.O. Box 3788 | Santa Rosa CA 95402-3788
Return Service Requested

Last statement: August 31, 2023
 This statement: September 30, 2023
 Total days in statement period: 30

KENWOOD FIRE PROTECTION DISTRICT
 PO BOX 249
 KENWOOD CA 95452

Page 1 of 2
 XXXXXX2200
 (0)

Direct inquiries to:
 707 524-3000

Exchange Bank
 P O Box 403
 Santa Rosa CA 95402

Public Funds Checking

Account number	XXXXXX2200	Beginning balance	\$6,413.11
Avg collected balance	\$8,097	Total additions	25,508.38
		Total subtractions	25,532.38
		Ending balance	\$6,389.11

CHECKS

<u>Number</u>	<u>Date</u>	<u>Amount</u>	<u>Number</u>	<u>Date</u>	<u>Amount</u>
503322	09-11	24.00			

DEBITS

<u>Date</u>	<u>Description</u>	<u>Subtractions</u>
09-07	' ACH Withdrawal KENWOOD FIRE PRO FEE 230907 I.KFP CHECKING KENWOOD FIRE PROTECTIO	78.70
09-07	' ACH Withdrawal KENWOOD FIRE PRO TAXCOLLECT 230907 I.KFP CHECKING KENWOOD FIRE PROTECTIO	2,237.94
09-07	' ACH Withdrawal KENWOOD FIRE PRO DDCOLLECT 230907 I.KFP CHECKING KENWOOD FIRE PROTECTIO	9,980.89
09-21	' ACH Withdrawal KENWOOD FIRE PRO FEE 230921 I.KFP CHECKING KENWOOD FIRE PROTECTIO	85.10
09-21	' ACH Withdrawal KENWOOD FIRE PRO TAXCOLLECT 230921 I.KFP CHECKING KENWOOD FIRE PROTECTIO	2,438.20
09-21	' ACH Withdrawal KENWOOD FIRE PRO DDCOLLECT 230921 I.KFP CHECKING KENWOOD FIRE PROTECTIO	10,687.55



P.O. Box 3788 | Santa Rosa CA 95402-3788
Return Service Requested

KENWOOD FIRE PROTECTION DISTRICT
 September 30, 2023

Page 2 of 2
 XXXXXX2200

CREDITS

<u>Date</u>	<u>Description</u>	<u>Additions</u>
09-05	' Internet/Phone Txfr REF 2481859L FUNDS TRANSFER FRMDEP XXXXXX2720 FROM ONLINE FUNDS TRANSFER VIA	12,297.53
09-19	' Internet/Phone Txfr REF 2621909L FUNDS TRANSFER FRMDEP XXXXXX2720 FROM ONLINE FUNDS TRANSFER VIA	13,210.85

DAILY BALANCES

<u>Date</u>	<u>Amount</u>	<u>Date</u>	<u>Amount</u>	<u>Date</u>	<u>Amount</u>
08-31	6,413.11	09-07	6,413.11	09-19	19,599.96
09-05	18,710.64	09-11	6,389.11	09-21	6,389.11

Thank you for banking with Exchange Bank

Kenwood Fire Protection (Default)
 9045 Sonoma Hwy
 Kenwood, CA 95452
 United States

Pay Statement History
 Gross to Net, Last Name

Pay Date: 09/08/2023
 Payroll: Regular 09/08/2023
 Pay Period: 08/27/2023-09/03/2023

Last First Name	Department	Type	Pay Date	Hours	Gross	Reimburse	Federal Income Tax Amount	OASDI Amount	Medicare Amount	California SDI Amount	California Deduction (EE)	Net Payment (ER)	OASDI Amount (ER)	Medicare Amount (ER)	Federal Unemployment Tax Amount (ER)	ER SUTA California Training Tax Amount (ER)
Belach, Darren	CHIEF	Regular	09/08/202	-11890	\$5,267.47	-	\$636.27	-	\$76.38	\$238.23	\$27.00	4,289.59	-	\$76.38	-	-
Bernandez, Gustavo	EXTRA HELP	Regular	09/08/202	-11891	\$1,943.24	-	\$210.80	\$120.48	\$28.18	\$58.54	-	1,525.24	\$120.48	\$28.18	-	-
Gulson, Benjamin	CAPTAIN	Regular	09/08/202	-11892	\$1,711.46	-	-	\$110.63	\$2.49	-	-	1,583.34	\$110.63	\$2.49	-	-
Infante, Susan	ADMIN	Regular	09/08/202	-11893	\$237.16	-	\$3.52	\$14.71	\$3.44	-	-	\$215.49	\$14.71	\$3.44	-	-
Molesworth III, Robert	ENGINEER	Regular	09/08/202	-11894	\$3,371.52	-	\$224.03	-	\$48.89	\$49.43	\$463.58	2,585.59	-	\$48.89	-	-
Todd, Douglas	EXTRA HELP	Regular	09/08/202	-11895	\$1,539.20	-	\$134.23	-	\$22.31	\$27.87	\$148.15	1,206.64	-	\$22.31	-	-
Report Total					276,00	12,530.05	1,208.85	\$145.82	\$181.69	\$374.07	\$638.73	9,980.89	\$145.82	\$181.69	-	-

Payroll Recap & Funding
Regular 09/08/2023

Payroll Overview

Payroll	Regular 09/08/2023
Pay Date	09/08/2023
# Employees	6
# Paid Employees	6
# Regular	6
# Pay Periods	1

Employee Payments

	#	EE's	\$ Amount
Direct Deposits Debited	6	6	9,980.89 ^D
Total			9,980.89
(D) Innovative Business Solutions, Inc. Admin Debit			-9,980.89
Your Remaining Bank Account Liability			0.00
Vouchers Printed	0		
Vouchers Suppressed	0		

Taxes

	EIN	EE's	\$ Amount
FT/EE	94-2826574	5	1,208.85 ^D
FICA/ER	94-2826574	3	145.82 ^D
FICA/EE	94-2826574	3	145.82 ^D
MEDI/ER	94-2826574	6	181.69 ^D
MEDI/EE	94-2826574	6	181.69 ^D
SIT:CA/EE	944-0752-5	4	374.07 ^D
Total			2,237.94
(D) Innovative Business Solutions, Inc. Admin Debit			-2,237.94
Your Remaining Tax Liability			0.00

Vendor Liabilities

No Data

Billing

Invoice Total	78.70
Innovative Business Solutions, Inc. Admin Debit	-78.70
Amount Due	0.00

Total

Total	12,297.53
Innovative Business Solutions, Inc. Admin Debit	-12,297.53
Total of Your Responsibility	0.00

Recap

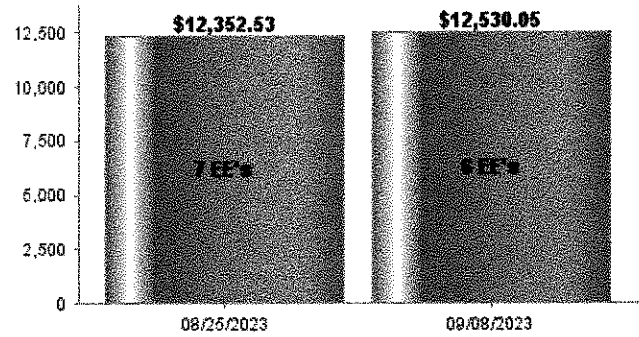
Innovative Business S	Date	Bank Account #	\$ Amount
Billing	09/07/2023	xxxxxx2200	78.70
Tax Payment	09/07/2023	xxxxxx2200	2,237.94
Empl. Dir. Dep. SPA	09/07/2023	xxxxxx2200	9,980.89
Total Debits			12,297.53

Cash Requirements: xxxxxx2200	\$ Amount
Billing	78.70
Tax Payment	2,237.94
Empl. Dir. Dep. SPA	9,980.89
Total	12,297.53

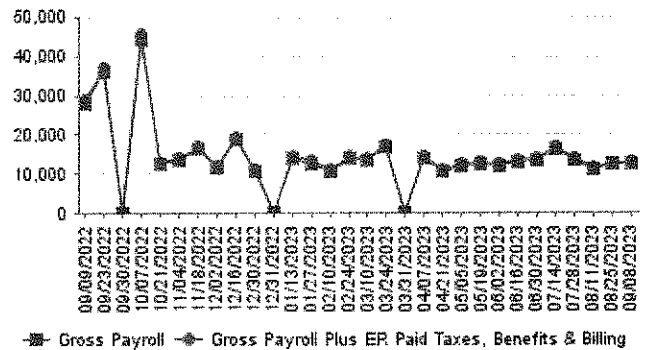
General Ledger Summary

	Debit/Exp.	Credit/Liab.
Earning	12,530.05	
ER Tax (Offset)	327.51	
Invoice	78.70	
Invoice		78.70
ER Tax		327.51
Deduction		638.73
Tax		1,910.43
Direct Deposit		9,980.89
	12,936.26	12,936.26

Comparison To Last Pay Period - Gross Wages



Rolling 12 Month Payroll View



KENWOOD FIRE DISTRICT
 Kenwood Fire Protection (Default)
 9045 Sonoma Hwy
 Kenwood, CA 95452
 United States

Pay Statement History
 Gross to Net, Last Name

Pay Date: 09/22/2023
 Payroll: Regular 09/22/2023
 Pay Period: 09/04/2023-09/17/2023

Last Name	First Name	Default Department	Type	Pay Date	#	Total Hours	Gross	Reimburse	Federal Income Tax	CASDI Amount	Medicare Amount	California Amount	California SDI Amount	Deduction (SE)	Deduction (ER)	Net Payment	CASDI (ER)	Medicare (ER)	Federal Unemp (ER)	CA SUTA (ER)	California Employers Tax	
Bellach, Daren		CHIEF	Regular	09/22/202	-11896	12.00	\$6,057.59	-	\$810.09	-	\$87.84	\$318.59	-	\$27.00	-	\$4,814.07	-	\$87.84	-	-	-	
Bellach, Tyler		VOLUNTEE	Regular	09/22/202	-11897	1.00	\$115.29	-	-	\$7.15	\$1.67	-	-	-	-	\$106.47	\$7.15	\$1.67	-	-	-	
Duenas, Dylan		VOLUNTEE	Regular	09/22/202	-11898	1.00	\$115.29	-	-	\$7.15	\$1.67	-	-	-	-	\$106.47	\$7.15	\$1.67	-	-	-	
Gaddie, Maxwell		VOLUNTEE	Regular	09/22/202	-11899	2.00	\$230.58	-	-	\$14.30	\$3.34	-	-	-	-	\$212.94	\$14.30	\$3.34	-	-	-	
Gulson, Benjamin		CAPTAIN	Regular	09/22/202	-11900	-	\$171.46	-	-	\$10.63	\$2.49	-	-	-	-	\$158.34	\$10.63	\$2.49	-	-	-	
Infante, Susan		ADMIN	Regular	09/22/202	-11901	26.50	\$897.82	-	\$75.05	\$55.66	\$13.02	\$11.08	-	-	-	\$743.01	\$55.66	\$13.02	-	-	-	
Molesworth III, Robert		ENGINEER	Regular	09/22/202	-11902	144.00	\$5,137.02	-	\$418.20	-	\$74.49	\$142.02	-	\$695.38	-	\$3,806.93	-	\$74.49	-	-	-	
Todd, Douglas		EXTRA HELP	Regular	09/22/202	-11903	50.00	\$962.00	-	\$66.87	-	\$13.95	\$9.58	-	\$132.28	-	\$739.32	-	\$13.95	-	-	-	
Report Total							236.50	13,687.05	-	1,370.21	\$94.89	\$198.47	\$481.27	-	\$854.66	-	\$10,687.55	\$94.89	\$198.47	-	-	-

KENWOOD FIRE DISTRICT

Kenwood Fire Protection (Default)
9045 Sonoma Hwy
Kenwood, CA 95452
United States

Payroll Recap & Funding
Regular 09/22/2023

Pay Date: 09/22/2023

Payroll Overview

Payroll	Regular 09/22/2023
Pay Date	09/22/2023
# Employees	8
# Paid Employees	8
# Regular	8
# Pay Periods	1

Employee Payments

	#	EE's	\$ Amount
Direct Deposits Debited	8	8	10,687.55 ^D
Total			10,687.55
(D) Innovative Business Solutions, Inc. Admin Debit			-10,687.55
Your Remaining Bank Account Liability			0.00
Vouchers Printed	0		
Vouchers Suppressed	0		

Taxes

	EIN	EE's	\$ Amount
FIT/EE	94-2826574	4	1,370.21 ^D
FICA/ER	94-2826574	5	94.89 ^D
FICA/EE	94-2826574	5	94.89 ^D
MEDI/ER	94-2826574	8	198.47 ^D
MEDI/EE	94-2826574	8	198.47 ^D
SIT:CA/EE	944-0752-5	4	481.27 ^D
Total			2,438.20
(D) Innovative Business Solutions, Inc. Admin Debit			-2,438.20
Your Remaining Tax Liability			0.00

Vendor Liabilities

No Data

Billing

Invoice Total	85.10
Innovative Business Solutions, Inc. Admin Debit	-85.10
Amount Due	0.00

Total

Total	13,210.85
Innovative Business Solutions, Inc. Admin Debit	-13,210.85
Total of Your Responsibility	0.00

Recap

Innovative Business S	Date	Bank Account #	\$ Amount
Billing	09/21/2023	xxxxxx2200	85.10
Tax Payment	09/21/2023	xxxxxx2200	2,438.20
Empl. Dir. Dep. SPA	09/21/2023	xxxxxx2200	10,687.55
Total Debits			13,210.85

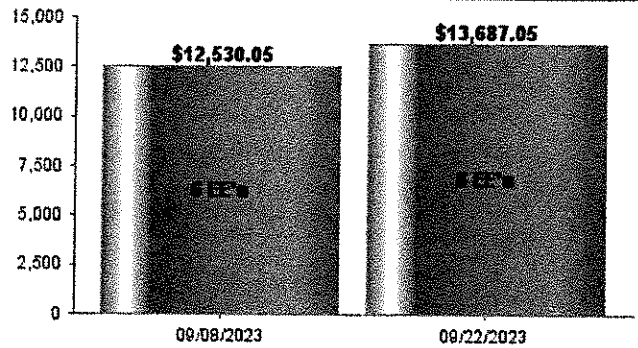
Cash Requirements: xxxxxx2200

	\$ Amount
Billing	85.10
Tax Payment	2,438.20
Empl. Dir. Dep. SPA	10,687.55
Total	13,210.85

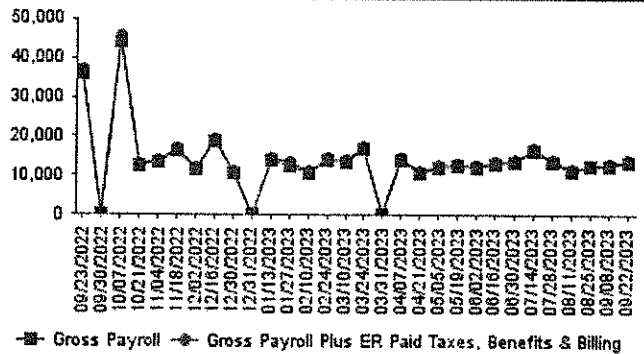
General Ledger Summary

	Debit/Exp.	Credit/Liab.
Earning	13,687.05	
ER Tax (Offset)	293.36	
Invoice	85.10	
Invoice		85.10
ER Tax		293.36
Deduction		854.66
Tax		2,144.84
Direct Deposit		10,687.55
	14,065.51	14,065.51

Comparison To Last Pay Period - Gross Wages



Rolling 12 Month Payroll View



Grouped By: None
Sorted By: None
Filtered By: None

Innovative Business Solutions, Inc.
P: (707)586-4300, F: (877)586-4303
innovative.notification@SaaSshr.co
Kenwood Fire Protection



Generated: 09/19/2023 04:07p
Generated By: System Administrator
Page 1 of 1

Kenwood Fire Protection District
Profit & Loss Budget vs. Actual
July through September 2023

Ordinary Income/Expense	Jul - Sep 23	Budget	\$ Left in Budget	% of Budget Used
Income				
10 - Tax Revenue				
1000 - Prop Taxes - CY Secured	0.00	1,065,732.00	-1,065,732.00	0.0%
1001 - CY Direct Charges	0.00	425,626.00	-425,626.00	0.0%
1040 - Property Tax - CY Unsec	0.00	31,124.00	-31,124.00	0.0%
1011 - SB2557 Prop Tax Admin	0.00	-10,469.00	10,469.00	0.0%
1050 - - Supplemental Prop Taxes -CY	0.00	35,399.00	-35,399.00	0.0%
1051 - -Supplemental Prop Taxes - PY	0.00	-66.00	66.00	0.0%
1059 - - Prop Taxes - PY, Unsecured	0.00	1,222.00	-1,222.00	0.0%
1060 - Prop Taxes - PY, Secured	0.00	129.00	-129.00	0.0%
1061 - PY Direct Charges	0.00	339.00	-339.00	0.0%
1070 - State-Other In-Lieu Tax	0.00	19.00	-19.00	0.0%
1500 - Wildfire Tax Loss	0.00	2,503.00	-2,503.00	0.0%
Total 10 - Tax Revenue	0.00	1,551,558.00	-1,551,558.00	0.0%
17 - Use of Money/Prop				
1700 - Interest on Pooled Cash	0.00	70,000.00	-70,000.00	0.0%
Total 17 - Use of Money/Prop	0.00	70,000.00	-70,000.00	0.0%
20 - Intergovernmental Revenues				
2050 - Stabilization Payment	0.00	120,000.00	-120,000.00	0.0%
2060 - Revenue Sharing	0.00	187,560.00	-187,560.00	0.0%
2081 - Highway Rentals	0.00	5.00	-5.00	0.0%
2440 - HOPTR	0.00	7,079.00	-7,079.00	0.0%
Total 20 - Intergovernmental Revenues	0.00	314,644.00	-314,644.00	0.0%
30 - Charges for Services				
3661 - Fire Control Services	0.00	3,971.00	-3,971.00	0.0%
Total 30 - Charges for Services	0.00	3,971.00	-3,971.00	0.0%

Kenwood Fire Protection District
Profit & Loss Budget vs. Actual
July through September 2023

	Jul - Sep 23	Budget	\$ Left in Budget	% of Budget Used
40 - Miscellaneous Revenues				
4040 - Miscellaneous Revenue	0.00	24,789.00	-24,789.00	0.0%
4640 - Operating Transfer In-Roll Over	0.00	39,250.00	-39,250.00	0.0%
Total 40 - Miscellaneous Revenues	0.00	64,039.00	-64,039.00	0.0%
Total Income	0.00	2,004,212.00	-2,004,212.00	0.0%
Gross Profit	0.00	2,004,212.00	-2,004,212.00	0.0%
Expense				
50 - Salaries/Emp Benefits				
Gross Wages				
5910-Perm Positions	235,404.65	990,000.00	-754,595.35	23.78%
5911-Extra Help	13,496.28	68,000.00	-54,503.72	19.85%
5912-Overtime	21,291.00	66,500.00	-45,209.00	32.02%
Total Gross Wages	270,191.93	1,124,500.00	-854,308.07	24.03%
5913 - Director Stipend	401.85	1,650.00	-1,248.15	24.36%
5914 - Volunteer Stipend	2,459.00	17,000.00	-14,541.00	14.47%
5922 - FICA ER Expense	1,056.20	9,000.00	-7,943.80	11.74%
5923 - CALPERS Retirement	38,209.43	78,000.00	-39,790.57	48.99%
5924 - Medicare ER Exp	1,535.33	8,500.00	-6,964.67	18.06%
5930 - CALPERS Health/Dental/Visi	20,345.92	85,000.00	-64,654.08	23.94%
5940 - WORKERS COMP	17,483.00	69,000.00	-51,517.00	25.34%
Total 50 - Salaries/Emp Benefits	351,682.66	1,392,650.00	-1,040,967.34	25.25%
60 - Services/Supplies				
6021 - Clothing/Personal	0.00	1,500.00	-1,500.00	0.0%
6020-Clothing/Personal	0.00	4,000.00	-4,000.00	0.0%
6022-Clothing/Safety	0.00	10,000.00	-10,000.00	0.0%

Kenwood Fire Protection District
Profit & Loss Budget vs. Actual
July through September 2023

	Jul - Sep 23	Budget	\$ Left in Budget	% of Budget Used
6040-Communications	1,979.70	10,000.00	-8,020.30	19.8%
6080-Household Expense	728.45	5,000.00	-4,271.55	14.57%
6100-Insurance	25,739.26	27,300.00	-1,560.74	94.28%
6140-Maintenance-Equipment	7,318.71	21,100.00	-13,781.29	34.69%
6180-Maintenance-Bldgs/Imp.	3,028.80	9,000.00	-5,971.20	33.65%
6280-Memberships	260.00	7,200.00	-6,940.00	3.61%
6400-Office Expense	478.74	5,000.00	-4,521.26	9.58%
6457-Computer Charges	3,009.99	7,900.00	-4,890.01	38.1%
6461-Supplies/Expenses(Ops)	158.04	5,500.00	-5,341.96	2.87%
6500-Professional/Special Svcs.				
6500.01 - Professional/Special Services	6,662.00	11,000.00	-4,338.00	60.56%
6500.02 - Bank/Bankcard Service Charges	15.00			
6500.03 - PR Processing Fee	542.50			
Total 6500-Professional/Special Svcs.	7,219.50	11,000.00	-3,780.50	65.63%
6526-REDCOM/Dispatch	1,348.27	15,000.00	-13,651.73	8.99%
6576-Actuarial Services	0.00	7,100.00	-7,100.00	0.0%
6587-LAFCO Charges	1,230.00	2,730.00	-1,500.00	45.06%
6630-Audit/Accounting Svc.	7,475.00	8,500.00	-1,025.00	87.94%
6637-Prop.Tax Admin Fee	240.00	500.00	-260.00	48.0%
6800-Public/Legal Notices	295.00	1,000.00	-705.00	29.5%
6880-Small Tools/Equip.	303.39	7,700.00	-7,396.61	3.94%
7005-Election Expense	0.00	5,000.00	-5,000.00	0.0%
7120-Training/InService	2,902.58	9,500.00	-6,597.42	30.55%
7201-Gas/Oil/Fuel	3,341.17	18,400.00	-15,058.83	18.16%
7300-Trans./Travel/Meetings	0.00	2,500.00	-2,500.00	0.0%
7320-Utilities	2,242.58	17,050.00	-14,807.42	13.15%
Total 60 - Services/Supplies	69,299.18	219,480.00	-150,180.82	31.57%

**Kenwood Fire Protection District
Profit & Loss Budget vs. Actual
July through September 2023**

	Jul - Sep 23	Budget	\$ Left in Budget	% of Budget Used
8510 - Capital Outlay-Bldg Imp	0.00	10,000.00	-10,000.00	0.0%
8560 - Capital Outlay-Equipment	0.00	10,000.00	-10,000.00	0.0%
8620-UNCLM-OT-Within a Fund	5,850.00	45,100.00	-39,250.00	12.97%
8642-General-To/From -Trust	0.00	326,982.00	-326,982.00	0.0%
Total Expense	426,831.84	2,004,212.00	-1,577,380.16	21.3%
Net Ordinary Income	-426,831.84	0.00	-426,831.84	100.0%
Other Income/Expense				
Other Income	526.08			
Bank Interest Earned	526.08			
Total Other Income	526.08			
Net Other Income	-426,305.76	0.00	-426,305.76	100.0%