

KENWOOD FIRE PROTECTION DISTRICT
9045 Sonoma Highway
Kenwood, CA 95452

AGENDA

REGULAR DISTRICT BOARD OF DIRECTORS MEETING

Location: 9045 Sonoma Hwy. Kenwood

Agendas and Board Packets are available at our website: kenwoodfire.com

DATE: February 13th, 2024 @ 4:00 pm

1. CALL TO ORDER
2. CHANGES TO THE AGENDA
3. MINUTES OF PREVIOUS MEETING:
4. CHIEF'S REPORT:
 - a. Staffing Report: 12 Volunteers, 4 Part Time & 2 Full-Time:
5. APPROVAL OF CLAIMS:

PUBLIC APPEARANCES: An opportunity for anyone to speak to the Board on subjects not on the regular agenda. The Board will not make a decision on the subject unless it is of a routine nature.

6. ACTION ITEMS/OLD BUSINESS:
7. NON-ACTION ITEMS:
 - a. Committee Reports – HR, Consolidation, Facility, Finance, Grant
8. ANNOUNCEMENT OF CLOSED SESSION ITEMS: None

Following the announcement of Closed Session items and prior to recess into Closed, the public may speak up to three minutes on items to be addressed in Closed Session

RECESS CLOSED SESSION AND RECONVENE TO OPEN SESSION: None

9. REPORT, IF ANY, ON CLOSED SESSION:
10. GOOD OF THE ORDER:
11. ADJOURN:



Summary Statement

January 31, 2024

Page 1 of 4

0000085-0000367 PDF 6/14/029

Investor ID: CA-01-0100

Kenwood Fire Protection District
9045 Sonoma Hwy
Kenwood, CA 95452

California CLASS

California CLASS

Average Monthly Yield: 5.4981%

		Beginning Balance	Contributions	Withdrawals	Income Earned	Income Earned YTD	Average Daily Balance	Month End Balance
CA-01-0100-0001	Operating Fund	1,796,753.67	0.00	147,345.00	8,036.17	8,036.17	1,720,963.87	1,657,444.84
CA-01-0100-0002	Capital Fund	2,298,643.76	0.00	0.00	10,703.41	10,703.41	2,298,989.03	2,309,347.17
TOTAL		4,095,397.43	0.00	147,345.00	18,739.58	18,739.58	4,019,952.90	3,966,792.01

Tel: (877) 930-5213

www.californiaclass.com



Account Statement

January 31, 2024

Page 2 of 4

Account Number: CA-01-0100-0001

Operating Fund

Account Summary

Average Monthly Yield: 5.4981%

	Beginning Balance	Contributions	Withdrawals	Income Earned	Income Earned YTD	Average Daily Balance	Month End Balance
California CLASS	1,796,753.67	0.00	147,345.00	8,036.17	8,036.17	1,720,963.87	1,657,444.84

Transaction Activity

Transaction Date	Transaction Description	Contributions	Withdrawals	Balance	Transaction Number
01/01/2024	Beginning Balance			1,796,753.67	
01/16/2024	Withdrawal		147,345.00		3032
01/31/2024	Income Dividend Reinvestment	8,036.17			
01/31/2024	Ending Balance			1,657,444.84	



Account Statement

January 31, 2024

Page 3 of 4

Account Number: CA-01-0100-0002

Capital Fund

Account Summary

Average Monthly Yield: 5.4981%

	Beginning Balance	Contributions	Withdrawals	Income Earned	Income Earned YTD	Average Daily Balance	Month End Balance
California CLASS	2,298,643.76	0.00	0.00	10,703.41	10,703.41	2,298,989.03	2,309,347.17

Transaction Activity

Transaction Date	Transaction Description	Contributions	Withdrawals	Balance	Transaction Number
01/01/2024	Beginning Balance			2,298,643.76	
01/31/2024	Income Dividend Reinvestment	10,703.41			
01/31/2024	Ending Balance			2,309,347.17	



California CLASS

Date	Dividend Rate	Daily Yield
01/01/2024	0.000000000	5.5660%
01/02/2024	0.000151527	5.5412%
01/03/2024	0.000151612	5.5490%
01/04/2024	0.000151519	5.5445%
01/05/2024	0.000450972	5.5019%
01/06/2024	0.000000000	5.5019%
01/07/2024	0.000000000	5.5019%
01/08/2024	0.000151077	5.5294%
01/09/2024	0.000150928	5.5240%
01/10/2024	0.000150867	5.5218%
01/11/2024	0.000150735	5.5169%
01/12/2024	0.000602688	5.5146%
01/13/2024	0.000000000	5.5146%
01/14/2024	0.000000000	5.5146%
01/15/2024	0.000000000	5.5146%
01/16/2024	0.000150643	5.5135%
01/17/2024	0.000150647	5.5109%
01/18/2024	0.000150532	5.5095%
01/19/2024	0.000447396	5.4582%
01/20/2024	0.000000000	5.4582%
01/21/2024	0.000000000	5.4582%
01/22/2024	0.000149237	5.4621%
01/23/2024	0.000149217	5.4614%
01/24/2024	0.000149287	5.4639%
01/25/2024	0.000149370	5.4670%
01/26/2024	0.000448314	5.4694%
01/27/2024	0.000000000	5.4694%
01/28/2024	0.000000000	5.4694%
01/29/2024	0.000149497	5.4716%
01/30/2024	0.000149436	5.4694%
01/31/2024	0.000149480	5.4710%

Performance results are shown net of all fees and expenses and reflect the reinvestment of dividends and other earnings. Many factors affect performance including changes in market conditions and interest rates and in response to other economic, political, or financial developments. Investment involves risk including the possible loss of principal. No assurance can be given that the performance objectives of a given strategy will be achieved. **Past performance is no guarantee of future results. Any financial and/or investment decision may incur losses.**



Transaction Confirmation

Confirmation Date: January 16, 2024

Page 1 of 1

Investor ID

CA-01-0100

Account Number

CA-01-0100-0001

0000705-0000706 PDF 001 ----- 608681

Kenwood Fire Protection District
Operating Fund
9045 Sonoma Hwy
Kenwood, CA 95452

DETAIL OF TRANSACTION ACTIVITY

Activity Description	Transaction Date	Settlement Date	Amount (\$)	Amount in Shares	Price Per Share (\$)	Net Amount (\$)	Transaction Number
California CLASS							
Withdrawal	01/16/2024	01/17/2024	147,345.00	147,345.000	1.00	-147,345.00	3032
<i>Authorized By: daren.bellach</i>							
<i>Payment Type: ACH</i>							
<i>Bank Name: EXCH BK S ROSA</i>							
<i>Bank Account No: XXXXXXXXXXXXXXXXXXXX2720</i>							
<i>Memo: 1-13-2024 Ops Trans to Ex. Bank</i>							

Net Activity Amount

-147,345.00

**KENWOOD FIRE PROTECTION DISTRICT
REGULAR MEETING OF THE BOARD OF DIRECTORS
JANUARY 9, 2024**

MINUTES

MEETING: Meeting called to order at 16:00 hrs. Directors Moretti, Uboldi, Cooper, Doss and Atkin were present. Chief's Bellach and Akre were also present.

CHANGES TO THE ORDER: Chief Bellach said the committee reports were not on the agenda, will add them to section 7 a.

MINUTES: MSP Atkin/Cooper to approve the minutes of December 12, 2023.

CHIEF'S REPORT: 13 Volunteers, 5 Part-Time & 2 Full-Time.

Chief Bellach reported the 2022/23 audit has been completed.

Director Doss and I spoke with Adobe and Associates regarding the septic estimates. They will be contacting the rest of the companies to remind them to send in their estimates. Our permit will expire in 2025.

The SCFDA Dinner Meeting will be at Kenwood hosted by Sonoma Valley and Kenwood. Social is at 6:00pm and Dinner and Program is at 7:00pm. Chief Akre added that Kitchell will provide the program on Fire Station Construction Management considerations.

The water tender had some cracked brake pads and was out of service for a few days. They have been replaced and it is back in service.

The Crab Feed is almost sold out. About 40 tickets left. The date is February 10th.

We are starting the process for our 2023 OPEB Actuarial Valuation. The cost this year will be \$6,200 for the Actuarial Valuation and Development. The GASB 75 Report will be \$1,500. This is up about \$600 from last year.

We received our first installment from our taxes in late December in the amount of \$810,828.00. Last year was \$524,380. The \$280,000.00 transfer from California Class Ops to California Class Cap was completed.

2023 Incident review: The data is not correct. Only shows 69 calls for the year. This is due to us changing from Kenwood station to Sonoma station mid-year. We will have the data to review next month.

Chief Akre shared his report for Sonoma Valley's year end call data to show the board what the report would look like. He also shared his monthly activity board report and highlighted they are hiring a part-time administrative assistant that will start tomorrow. They will be interviewing 9 candidates for new Firefighter Medic positions next week. They currently have authorization to hire 3. They will be staffing a 3rd medic ambulance unit. The funding for this unit would come from the sales tax measure. Their next highest priority with the sales tax funding is to hire a 2nd fire mechanic. They will be putting out a recruitment for that position soon. They had a close call at the burn trailer in October. They did a review and produced a green sheet that is a comprehensive review of what happened on the incident. It also talks about procedures, policies and additional training. Next month the company that built the burn trailer will be coming out to do a training on the operations of the trailer. The volunteer fire academy has 3 weeks left. Engine 3385 from Glen Ellen was responding to a Code Blue call in Kenwood last month and was involved in a collision while going code 3. The engine was turning into the driveway of the rest home and decided to try to pass them on the right side. The dually truck that hit them was totaled and the engine had some moderate damage to the right front door and bumper. The engine is out of service and has gone back to Burtons for repairs. Engine 3388 from Mayacamas has been brought down and put in service as 3385. All of Kenwood's businesses have been entered into Image Trend. The occupancies have been pushed out to the crews for the 2024 inspection schedule. We will be working to get Sonoma and Kenwood's volunteer training schedules closer lined up as well as their association meetings. This will get everyone to have joint training opportunities together. Sonoma County Fire will be starting the ambulance service for EOA 1 on January 16th. AMR is still the service provider for REDCOM. Their contract goes until July of 2024. The REDCOM Board has entered into a contract with AP Triton who is a fire and ems consulting firm. They will be doing an evaluation of REDCOM and develop an RFP and a request for proposal staffing services following the expiration of AMR's contract. The stakeholders have all shown interest in going with a public provider. The REDCOM JPA will not go away and has shown that it has been very successful for the last 20 years. With the sales tax measure, we have the opportunity to increase the level of care and bring it up to an emergency command center level of service.

CLAIMS: Director Atkin asked about the cost of the overtime and why it was so high. This was a total for the last 4 months (September – December). MSP Cooper/Atkin to approve Claim #23-24-07 for \$139,079.32 and payrolls 12/11/23 for \$11,619.88 and 12/29/23 for \$14,659.72.

OLD BUSINESS: Transfer of Funds from County Pool to California Class: Chief Bellach stated the statements reflected the transfers from Exchange Bank to California Class as well as any internal transfers with-in California Class.

Chief Bellach stated we are still waiting for more estimates for the septic system.

NON-ACTION ITEMS: Director Doss reported for the HR committee and stated we have a meeting scheduled for next week. Their goal is to bring back to the Board a job description with a title, duties and costs to be determined, for the Clerk of the Board and/or an administrative position for the District.

Director Atkin reported for the finance committee and stated they are working on some guidelines for internal controls to safe guard the financial assets of the District. Director Atkin asked if we had a fidelity bond with our insurance co. Chief Bellach stated he was not sure and would look into it. Director Atkin produced a draft job description that he came up with for the Administrative Officer and tasks performed by the Chief.

Director Uboldi reported for the facilities committee; he stated they are following up with the 3386 repairs that were done by Golden State. Some of the repairs may fall under warranty work and the rear tires wearing not equal. More to follow.

GOOD of the ORDER: None.

Respectfully submitted,

Attest:

Kenwood Fire Protection District Claims Detail February 13, 2024

<u>Date</u>	<u>Num</u>	<u>Name</u>	<u>Memo</u>	<u>S. O. #</u>	<u>Check #</u>	<u>Open Balance</u>
02/02/2024	Inv. 63620	Adobe Assoc., Inc.	Project #21078.00	8620		72.50
01/30/2024	Inv. 0000317361	Bauer Compressors	Service Repair	6140		300.00
02/01/2024	Inv. 1171	Sonoma Valley Fire District	February Contract for Services	5910		76,753.24
12/18/2023	Amazon	Elan Financial Service	Office Supplies	6400		45.53
12/21/2023	Bauer Compressors	Elan Financial Service	Annual Maintenance	6180		1,353.86
12/22/2023	Comcast	Elan Financial Service	Internet	6040		118.55
12/26/2023	Amazon	Elan Financial Service	Kitchen Supplies	6080		27.07
12/28/2023	GoDaddy	Elan Financial Service	Web Hosting	6457		21.99
12/30/2023	Amazon	Elan Financial Service	Cleaning Supplies	6080		18.39
12/31/2023	Amazon	Elan Financial Service	Kitchen Supplies	6080		54.36
12/31/2023	Amazon	Elan Financial Service	Kitchen Supplies	6080		-54.36
12/27/2023	PGE	Elan Financial Service	Utilities	7320		1,381.97
12/26/2023	Amazon	Elan Financial Service	Station Supplies	6080		40.58
12/30/2023	Amazon	Elan Financial Service	Station Supplies	6140		18.33
12/30/2023	Amazon	Elan Financial Service	Station Supplies	6140		91.23
12/30/2023	Kenwood Water	Elan Financial Service	Nov.- Dec.	7320		201.01
01/06/2024	Amazon	Elan Financial Service	Station Supplies	6080		31.11
01/11/2024	Costco	Elan Financial Service	Station Supplies	6140		30.57
01/13/2024	ATT	Elan Financial Service	Cell Phones	6040		258.92
01/16/2024	Frontier	Elan Financial Service	Fax Line	6040		67.01
01/16/2024	Frontier	Elan Financial Service	Telephone	6040		303.24
01/16/2024	Verizon	Elan Financial Service	Long Distance	6040		1.53
01/18/2024	Recology	Elan Financial Service	Garbage Service	6040		70.03
01/19/2024	Statement	Elan Financial Service	Interest Reversal	6500.02		-2.78
01/21/2024	Inv. 17969353	Friedman's Home Improvement	Station Supplies	6180		30.51
01/08/2024	Hank's	Gulson, Benjamin	Lunch for crew on 3396 P/U	7120		32.79
01/22/2024	Inv. 271850	JB Mechanical, Inc.	Oven Repair	6180		660.73
01/19/2024	Inv. 55959	Leete Generators	Oil Change/Full Inspection/LT	6180		880.25
01/29/2024	Patt's Copy World	Molesworth, Robert	Shift Calendars	6400		201.45
12/21/2023	Inv. 082658R-IN	Nick Barbieri Trucking, LLC	Diesel	7201		482.92

Kenwood Fire Protection District Claims Detail February 13, 2024

01/04/2024	Inv. 110687R-IN	Nick Barbieri Trucking, LLC	Diesel	7201			309.92
01/01/2024	Inv. 3 2023-24	REDCOM	Dispatch Agreement	6526			963.05
01/17/2024	Inv. 1420688	Santa Rosa Uniform	T. Bellach/Pant	6020			141.92
01/17/2024	Inv. 1168	Sonoma Valley Fire District	Lexipol Reimb. 2/1/23-1/31/24	6500			1,868.83
01/17/2024	Inv. 1167	Sonoma Valley Fire District	CPR Class Reimb-12 students	7120			240.00
01/22/2024	Inv. 10984	T & K Mobile	Brake job on 3396	6140			1,529.94
01/22/2024	Inv. 54739	The Ed Jones Co., Inc.	Flat Badges	6020			126.25
01/27/2024	Inv. 521173997	U.S. Bank Equipment Finance	500-0682056-000	6400			194.36
01/08/2024	Life Insurance	New York Life	January Premium	5925	ACH		54.00
2/6/2024	Life Insurance	New York Life	February Premium	5925	ACH		54.00
1/12/2024	Pepra	Calpers Retirement	12/25/2023-01/07/2024	5923	ACH		1,585.94
1/12/2024	Classic	Calpers Retirement	12/25/2023-01/07/2024	5923	ACH		1,588.15
1/30/2024	Pepra	Calpers Retirement	01/08/2024-01/21/2024	5923	ACH		1,517.14
1/30/2024	Classic	Calpers Retirement	01/08/2024-01/21/2024	5923	ACH		1,588.15
2/5/2024	Health	Calpers Health	February Premium	5930	ACH		6,855.97
2/20/2024	Dental/Vision	Choice Builder	March Premium	5930	ACH		485.68
1/9/2024	Luncheon	So.Co.Fire Chiefs Assoc.	Annual Awards & Installation	7120	2795		35.00
1/23/2024	Dinner Meeting	So.Co. Fire Districts Assoc.	Quarterly Meeting	7120	2804		450.00

February 13, 2024 Claims Total

103,080.83

Signature: _____
 Signature: _____
 Signature: _____
 Signature: _____
 Signature: _____

Title: Director
 Title: Director
 Title: Director
 Title: Director
 Title: Director

Kenwood Fire Protection District Reconciliation Detail 1031 - Exchange Operating, Period Ending 01/31/2024

Type	Date	Num	Name	Clr	Amount	Balance
Beginning Balance						303,390.76
Cleared Transactions						
Checks and Payments - 19 items						
Bill Pmt -Check	12/12/2023	2788	Golden State Emer...	X	-25,808.66	-25,808.66
Check	12/26/2023	2794	Jones Garage Door...	X	-2,996.00	-28,804.66
Check	01/05/2024	ach	CALPERS Health	X	-6,855.97	-35,660.63
Bill Pmt -Check	01/09/2024	2801	Sonoma Valley Fire...	X	-95,025.88	-130,686.51
Bill Pmt -Check	01/09/2024	2797	Fire Risk Managem...	X	-17,483.00	-148,169.51
Transfer	01/09/2024			X	-15,476.70	-163,646.21
Bill Pmt -Check	01/09/2024	2796	Elan Financial Servi...	X	-6,041.05	-169,687.26
Bill Pmt -Check	01/09/2024	2803	William D. Ross	X	-1,952.00	-171,639.26
Bill Pmt -Check	01/09/2024	2800	Nick Barbieri Trucki...	X	-816.85	-172,456.11
Bill Pmt -Check	01/09/2024	2799	Golden West Glass...	X	-803.03	-173,259.14
Bill Pmt -Check	01/09/2024	2802	U.S. Bank Equipme...	X	-194.36	-173,453.50
Bill Pmt -Check	01/09/2024	2798	Friedman's Home I...	X	-42.92	-173,496.42
Check	01/10/2024		New York Life	X	-54.00	-173,550.42
Check	01/12/2024	ach	CALPERS Retirem...	X	-1,588.15	-175,138.57
Check	01/12/2024	ach	CALPERS Retirem...	X	-1,585.94	-176,724.51
Check	01/20/2024	ach	Choice Builder	X	-485.68	-177,210.19
Transfer	01/24/2024			X	-13,062.99	-190,273.18
Check	01/26/2024	ach	CALPERS Retirem...	X	-1,588.15	-191,861.33
Check	01/26/2024	ach	CALPERS Retirem...	X	-1,517.14	-193,378.47
Total Checks and Payments					-193,378.47	-193,378.47
Deposits and Credits - 3 items						
Check	12/27/2023			X		0.00
Deposit	01/17/2024			X	147,345.00	147,345.00
Deposit	01/31/2024			X	29.28	147,374.28
Total Deposits and Credits					147,374.28	147,374.28
Total Cleared Transactions					-46,004.19	-46,004.19
Cleared Balance					-46,004.19	257,386.57
Uncleared Transactions						
Checks and Payments - 3 items						
Check	12/07/2023	2786	Sonoma Valley Fire...		-76,753.24	-76,753.24
Check	01/09/2024	2795	Sonoma County Fir...		-35.00	-76,788.24
Check	01/23/2024	2804	SONOMA COUNTY...		-450.00	-77,238.24
Total Checks and Payments					-77,238.24	-77,238.24
Total Uncleared Transactions					-77,238.24	-77,238.24
Register Balance as of 01/31/2024					-123,242.43	180,148.33
Ending Balance					-123,242.43	180,148.33



P.O. Box 3788 | Santa Rosa CA 95402-3788
 Return Service Requested

Last statement: December 31, 2023
 This statement: January 31, 2024
 Total days in statement period: 31

KENWOOD FIRE PROTECTION DISTRICT
 PO BOX 249
 KENWOOD CA 95452

Page 1 of 2
 XXXXXX2720
 (0)

Direct inquiries to:
 707 524-3000

Exchange Bank
 P O Box 403
 Santa Rosa CA 95402

Public Funds Interest Checking

Account number	XXXXXX2720	Beginning balance	\$303,390.76
Avg collected balance	\$270,758	Total additions	147,374.28
Interest paid year to date	\$29.28	Total subtractions	193,378.47
		Ending balance	\$257,386.57

CHECKS

<u>Number</u>	<u>Date</u>	<u>Amount</u>	<u>Number</u>	<u>Date</u>	<u>Amount</u>
2788	01-03	25,808.66	2800	01-16	816.85
2794 *	01-02	2,996.00	2801	01-18	95,025.88
2796 *	01-22	6,041.05	2802	01-22	194.36
2797	01-19	17,483.00	2803	01-16	1,952.00
2798	01-11	42.92			
2799	01-22	803.03			

* Skip in check sequence

DEBITS

<u>Date</u>	<u>Description</u>	<u>Subtractions</u>
01-08	' ACH Withdrawal CALPERS 1800 100000017390821 Kenwood Fire Protectio	6,855.97
01-09	' Internet/Phone Txfr REF 0091837L FUNDS TRANSFER TO DEP XXXXXX2200 FROM ONLINE 1.12.24 PAYROLL	15,476.70
01-10	' ACH Withdrawal New York Life WEB PAY 240110 OBPNYL Kenwood Fire Protecti	54.00
01-12	' ACH Withdrawal CALPERS 3100 100000017385339 Kenwood Fire Protectio	1,585.94



P.O. Box 3788 | Santa Rosa CA 95402-3788
Return Service Requested

KENWOOD FIRE PROTECTION DISTRICT
January 31, 2024

Page 2 of 2
XXXXXX2720

<u>Date</u>	<u>Description</u>	<u>Subtractions</u>
01-12	' ACH Withdrawal CALPERS 3100 100000017385301 Kenwood Fire Protectio	1,588.15
01-23	' Internet/Phone Txfr REF 0231258L FUNDS TRANSFER TO DEP XXXXXX2200 FROM ONLINE 01.26.24 PAYROLL	13,062.99
01-23	' ACH Withdrawal CHOICE BUILDER ONLIN PMNT 240123 Kenwood Fire Protectio	485.68
01-31	' ACH Withdrawal CALPERS 3100 100000017385360 Kenwood Fire Protectio	1,517.14
01-31	' ACH Withdrawal CALPERS 3100 100000017385320 Kenwood Fire Protectio	1,588.15

CREDITS

<u>Date</u>	<u>Description</u>	<u>Additions</u>
01-17	' ACH Deposit CALIFORNIA CLASS LGIP 240117 Kenwood Fire Protectio	147,345.00
01-31	' Interest Payment	29.28

DAILY BALANCES

<u>Date</u>	<u>Amount</u>	<u>Date</u>	<u>Amount</u>	<u>Date</u>	<u>Amount</u>
12-31	303,390.76	01-10	252,199.43	01-18	298,532.69
01-02	300,394.76	01-11	252,156.51	01-19	281,049.69
01-03	274,586.10	01-12	248,982.42	01-22	274,011.25
01-08	267,730.13	01-16	246,213.57	01-23	260,462.58
01-09	252,253.43	01-17	393,558.57	01-31	257,386.57

INTEREST INFORMATION

Annual percentage yield earned	0.13%
Interest-bearing days	31
Average balance for APY	\$270,758.33
Interest earned	\$29.28

Thank you for banking with Exchange Bank

Kenwood Fire Protection District
Reconciliation Detail
1032 · Exchange Bank Payroll, Period Ending 01/31/2024

Type	Date	Num	Name	Clr	Amount	Balance
Beginning Balance						6,212.35
Cleared Transactions						
Checks and Payments - 8 items						
Check	07/28/2023	50330	Cooper, John	X	-80.37	-80.37
Check	11/03/2023	50335	Cooper, John	X	-74.23	-154.60
Check	01/12/2024	ach	DIRECT DEPOSIT ...	X	-12,519.30	-12,673.90
Check	01/12/2024	ach	PAYROLL TAX PA...	X	-2,865.90	-15,539.80
Check	01/12/2024		IBS PR Fee	X	-91.50	-15,631.30
Check	01/26/2024	ACH	DIRECT DEPOSIT ...	X	-10,367.63	-25,998.93
Check	01/26/2024	ACH	PAYROLL TAX PA...	X	-2,128.60	-28,127.53
Check	01/26/2024	ACH	IBS PR Fee	X	-320.10	-28,447.63
Total Checks and Payments					-28,447.63	-28,447.63
Deposits and Credits - 2 items						
Transfer	01/09/2024			X	15,476.70	15,476.70
Transfer	01/24/2024			X	13,062.99	28,539.69
Total Deposits and Credits					28,539.69	28,539.69
Total Cleared Transactions					92.06	92.06
Cleared Balance					92.06	6,304.41
Uncleared Transactions						
Checks and Payments - 10 items						
Check	03/10/2023	50323	Forer, Mikayla		-159.71	-159.71
Check	04/21/2023	50329	PLATT, JOSEPH		-48.00	-207.71
Check	07/28/2023	50333	Moretti, August J		-80.37	-288.08
Check	11/03/2023	50338	Moretti, August J		-74.22	-362.30
Check	11/03/2023	50339	PLATT, JOSEPH		-36.00	-398.30
Check	01/26/2024	50343	Moretti, August J		-74.22	-472.52
Check	01/26/2024	50340	Cooper, John		-74.22	-546.74
Check	01/26/2024	50341	Doss, Daymon		-74.22	-620.96
Check	01/26/2024	50344	PLATT, JOSEPH		-12.00	-632.96
Check	01/26/2024	50342	Miller, Zack		-12.00	-644.96
Total Checks and Payments					-644.96	-644.96
Total Uncleared Transactions					-644.96	-644.96
Register Balance as of 01/31/2024					-552.90	5,659.45
Ending Balance					-552.90	5,659.45



P.O. Box 3788 | Santa Rosa CA 95402-3788
Return Service Requested

Last statement: December 31, 2023
This statement: January 31, 2024
Total days in statement period: 31

KENWOOD FIRE PROTECTION DISTRICT
PO BOX 249
KENWOOD CA 95452

Page 1 of 2
XXXXXX2200
(0)

Direct inquiries to:
707 524-3000

Exchange Bank
P O Box 403
Santa Rosa CA 95402

Public Funds Checking

Account number	XXXXXX2200	Beginning balance	\$6,212.35
Avg collected balance	\$8,044	Total additions	28,539.69
		Total subtractions	28,447.63
		Ending balance	\$6,304.41

CHECKS

Number	Date	Amount	Number	Date	Amount
50330	01-19	80.37			
50335 *	01-19	74.23			

* Skip in check sequence

DEBITS

Date	Description	Subtractions
01-11	' ACH Withdrawal KENWOOD FIRE PRO FEE 240111 I.KFP CHECKING KENWOOD FIRE PROTECTIO	91.50
01-11	' ACH Withdrawal KENWOOD FIRE PRO TAXCOLLECT 240111 I.KFP CHECKING KENWOOD FIRE PROTECTIO	2,865.90
01-11	' ACH Withdrawal KENWOOD FIRE PRO DDCCOLLECT 240111 I.KFP CHECKING KENWOOD FIRE PROTECTIO	12,519.30
01-25	' ACH Withdrawal KENWOOD FIRE PRO FEE 240125 I.KFP CHECKING KENWOOD FIRE PROTECTIO	320.10
01-25	' ACH Withdrawal KENWOOD FIRE PRO TAXCOLLECT 240125 I.KFP CHECKING KENWOOD FIRE PROTECTIO	2,128.60



P.O. Box 3788 | Santa Rosa CA 95402-3788
 Return Service Requested

KENWOOD FIRE PROTECTION DISTRICT
 January 31, 2024

Page 2 of 2
 XXXXXX2200

<u>Date</u>	<u>Description</u>	<u>Subtractions</u>
01-25	' ACH Withdrawal KENWOOD FIRE PRO DDCOLLECT 240125 I.KFP CHECKING KENWOOD FIRE PROTECTIO	10,367.63

CREDITS

<u>Date</u>	<u>Description</u>	<u>Additions</u>
01-09	' Internet/Phone Txfr REF 0091837L FUNDS TRANSFER FRMDEP XXXXXX2720 FROM ONLINE 1.12.24 PAYROLL	15,476.70
01-23	' Internet/Phone Txfr REF 0231258L FUNDS TRANSFER FRMDEP XXXXXX2720 FROM ONLINE 01.26.24 PAYROLL	13,062.99

DAILY BALANCES

<u>Date</u>	<u>Amount</u>	<u>Date</u>	<u>Amount</u>	<u>Date</u>	<u>Amount</u>
12-31	6,212.35	01-11	6,212.35	01-23	19,120.74
01-09	21,689.05	01-19	6,057.75	01-25	6,304.41

Thank you for banking with Exchange Bank

Pay Statement History
 Gross to Net, Last Name

Last First Name	Department	Type	Pay Date	#	Total Hours	Gross	Reimburse	Federal Income Tax Amount	QASDI Amount	Medicare Amount	California 501 Amount	California Deduction (ER)	Net Payment Amount (ER)	QASDI Amount (ER)	Medicare Amount (ER)	Federal Unemployment Tax Amount (ER)	CA SUTA Amount (ER)	California Training Tax Amount (ER)
Bellach, Daren	CHIEF	Regular	01/12/202	-11973	24.00	\$6,847.71	-	\$951.65	-	\$99.29	\$390.11	\$27.00	\$5,379.66	-	\$99.29	-	-	-
Bellach, Tyler	VOLUNTEER	Regular	01/12/202	-11974	5.00	\$576.45	-	\$1.49	\$35.74	\$8.36	-	-	\$530.86	\$35.74	\$8.36	-	-	
Bermudez, Gustavo	EXTRA	Regular	01/12/202	-11975	48.00	\$923.52	-	\$86.20	\$7.26	\$13.39	\$11.37	-	\$755.30	\$7.26	\$13.39	-	-	
Duenas, Dylan	VOLUNTEER	Regular	01/12/202	-11976	1.00	\$115.29	-	-	\$7.15	\$1.67	-	-	\$106.47	\$7.15	\$1.67	-	-	
Gulson, Benjamin	CAPTAIN	Regular	01/12/202	-11977	-	\$171.46	-	-	\$10.63	\$2.49	-	-	\$158.34	\$10.63	\$2.49	-	-	
Hardy, Lisa	EXTRA	Regular	01/12/202	-11978	3.00	\$57.72	-	\$25.00	\$3.58	\$0.84	-	-	\$28.30	\$3.58	\$0.84	-	-	
Infante, Susan	ADMIN	Regular	01/12/202	-11979	28.50	\$694.54	-	\$46.73	\$43.06	\$10.07	\$6.34	-	\$588.34	\$43.06	\$10.07	-	-	
Molesworth III, Robert	ENGINEER	Regular	01/12/202	-11980	120.00	\$4,292.44	-	\$312.79	\$62.24	\$89.13	\$579.48	-	\$3,248.80	\$62.24	\$89.13	-	-	
Pappas, Trevor	EXTRA	Regular	01/12/202	-11981	27.00	\$519.48	-	-	-	\$7.53	-	\$71.43	\$440.52	-	\$7.53	-	-	
Todd, Douglas	EXTRA	Regular	01/12/202	-11982	75.00	\$1,625.78	-	\$140.70	-	\$23.57	\$30.65	\$148.15	\$1,282.71	-	\$23.57	-	-	
Report Total					323.50	15,824.39		1,564.56	\$157.42	\$229.45	\$527.60	\$826.06	12,519.30	\$157.42	\$229.45			

Payroll Recap & Funding
Regular 01/12/2024

Payroll Overview

Payroll	Regular 01/12/2024
Pay Date	01/12/2024
# Employees	10
# Paid Employees	10
# Regular	10
# Pay Periods	1

Employee Payments

	#	EE's	\$ Amount
Direct Deposits Debited	10	10	12,519.30 ^D
Total			12,519.30
(D) Innovative Business Solutions, Inc. Admin Debit			-12,519.30
Your Remaining Bank Account Liability			0.00
Vouchers Printed	0		
Vouchers Suppressed	0		

Taxes

	EIN	EE's	\$ Amount
FIT/EE	94-2826574	7	1,564.56 ^D
FICA/ER	94-2826574	6	157.42 ^D
FICA/EE	94-2826574	6	157.42 ^D
MEDI/ER	94-2826574	10	229.45 ^D
MEDI/EE	94-2826574	10	229.45 ^D
SIT:CA/EE	944-0752-5	5	527.60 ^D
Total			2,865.90
(D) Innovative Business Solutions, Inc. Admin Debit			-2,865.90
Your Remaining Tax Liability			0.00

Vendor Liabilities

No Data

Billing

Invoice Total	91.50
Innovative Business Solutions, Inc. Admin Debit	-91.50
Amount Due	0.00

Total

Total	15,476.70
Innovative Business Solutions, Inc. Admin Debit	-15,476.70
Total of Your Responsibility	0.00

Recap

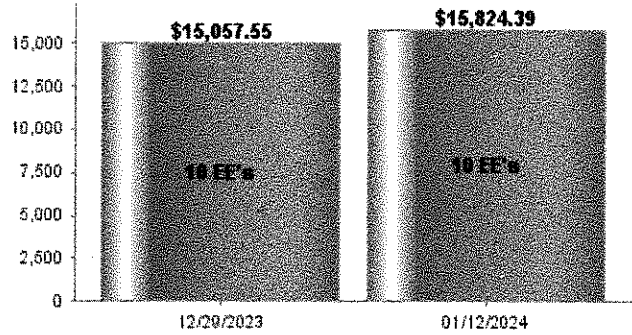
Innovative Business S	Date	Bank Account #	\$ Amount
Billing	01/11/2024	xxxxxx2200	91.50
Tax Payment	01/11/2024	xxxxxx2200	2,865.90
Empl. Dir. Dep. SPA	01/11/2024	xxxxxx2200	12,519.30
Total Debits			15,476.70

Cash Requirements: xxxxxx2200	\$ Amount
Billing	91.50
Tax Payment	2,865.90
Empl. Dir. Dep. SPA	12,519.30
Total	15,476.70

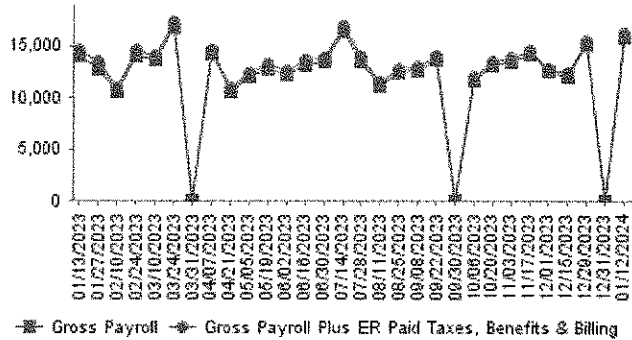
General Ledger Summary

	Debit/Exp.	Credit/Liab.
Earning	15,824.39	
ER Tax (Offset)	386.87	
Invoice	91.50	
Invoice		91.50
ER Tax		386.87
Deduction		826.06
Tax		2,479.03
Direct Deposit		12,519.30
	16,302.76	16,302.76

Comparison To Last Pay Period - Gross Wages



Rolling 12 Month Payroll View



Pay Statement History
 Gross to Net, Last Name

Last First Name	Default Department	Type	Pay Date	#	Total Hours	Gross	Reimburse	Federal Income Tax	QASDI Amount	Medicare Amount	California Amount	California S01 Amount	Defuction (ER)	Reduction (ER)	Net Payment	QASDI Amount (ER)	Medicare Amount (ER)	Federal Unemploy Tax Amount (ER)	California ER SUTA Amount (ER)	California Employem Tax Amount (ER)
Akin, Jack	DIRECTOR	Regular	01/26/202	-11983	3.00	\$80.37	-	-	\$4.98	\$1.17	-	-	-	-	\$74.22	\$4.98	\$1.17	-	-	-
Bellach, Daren	CHIEF	Regular	01/26/202	-11984	-	\$5,267.47	-	\$604.00	-	\$76.38	\$231.26	-	\$27.00	-	\$4,328.83	-	\$76.38	-	-	-
Bellach, Tyler	VOLUNTEE	Regular	01/26/202	-11985	2.00	\$230.58	\$12.00	-	\$14.30	\$3.34	-	-	-	-	\$224.94	\$14.30	\$3.34	-	-	-
Bernandez, Gustavo	HELP	Regular	01/26/202	-11986	50.00	\$962.00	-	\$90.05	\$59.64	\$13.95	\$12.22	-	-	-	\$786.14	\$59.64	\$13.95	-	-	-
Carudel, Patrick	VOLUNTEE	Regular	01/26/202	-11987	0.50	\$57.65	\$72.00	-	\$3.57	\$0.84	-	-	-	-	\$125.24	\$3.57	\$0.84	-	-	-
Cooper, John	DIRECTOR	Regular	01/26/202	50340	3.00	\$80.37	-	-	\$4.98	\$1.17	-	-	-	-	\$74.22	\$4.98	\$1.17	-	-	-
Doss, Daymon	DIRECTOR	Regular	01/26/202	50341	3.00	\$80.37	-	-	\$4.98	\$1.17	-	-	-	-	\$74.22	\$4.98	\$1.17	-	-	-
Ghisla, Vincent	CAPTAIN	Regular	01/26/202	-11990	-	-	\$12.00	-	-	-	-	-	-	-	\$12.00	-	-	-	-	-
Gilson, Benjamin	CAPTAIN	Regular	01/26/202	-11991	-	\$171.46	\$36.00	-	\$10.63	\$2.49	-	-	-	-	\$194.34	\$10.63	\$2.49	-	-	-
Infante, Susan	ADMIN	Regular	01/26/202	-11992	11.50	\$389.62	-	\$15.89	\$24.16	\$5.65	-	-	-	-	\$343.92	\$24.16	\$5.65	-	-	-
Kunde, Jason	VOLUNTEE	Regular	01/26/202	-11993	-	-	\$12.00	-	-	-	-	-	-	-	\$12.00	-	-	-	-	-
Miller, Zack	VOLUNTEE	Regular	01/26/202	50342	-	-	\$12.00	-	-	-	-	-	-	-	\$12.00	-	-	-	-	-
Molesworth III, Robert	ENGINEER	Regular	01/26/202	-11995	132.00	\$4,635.84	-	\$347.04	-	\$67.22	\$107.97	-	\$637.43	-	\$3,476.18	-	\$67.22	-	-	-
Morett, August	DIRECTOR	Regular	01/26/202	50343	3.00	\$80.37	-	-	\$4.98	\$1.17	-	-	-	-	\$74.22	\$4.98	\$1.17	-	-	-
Platt, Joseph	VOLUNTEE	Regular	01/26/202	50344	-	-	\$12.00	-	-	-	-	-	-	-	\$12.00	-	-	-	-	-
Todd, Douglas	EXTRA HELP	Regular	01/26/202	-11998	48.00	\$923.52	-	\$58.97	-	\$13.39	\$8.58	-	\$126.98	-	\$715.60	-	\$13.39	-	-	-
Unold, Robert	DIRECTOR	Regular	01/26/202	-11999	3.00	\$80.37	-	-	\$4.98	\$1.17	-	-	-	-	\$74.22	\$4.98	\$1.17	-	-	-
Report Total					259.00	13,039.99	\$168.00	1,115.95	\$137.20	\$189.11	\$360.03	\$791.41	\$791.41	\$10,614.29	\$137.20	\$189.11	-	-	-	-

Payroll Recap & Funding
Regular 01/26/2024

Payroll Overview

Payroll	Regular 01/26/2024
Pay Date	01/26/2024
# Employees	17
# Paid Employees	17
# Regular	17
# Pay Periods	1

Employee Payments

	#	EE's	\$ Amount
Checks	5	5	246.66
Direct Deposits Debited	12	12	10,367.63 ^D
Total			10,614.29
(D) Innovative Business Solutions, Inc. Admin Debit			-10,367.63
Your Remaining Bank Account Liability			246.66
Vouchers Printed	0		
Vouchers Suppressed	0		

Taxes

	EIN	EE's	\$ Amount
FIT/EE	94-2826574	5	1,115.95 ^D
FICA/ER	94-2826574	10	137.20 ^D
FICA/EE	94-2826574	10	137.20 ^D
MEDI/ER	94-2826574	13	189.11 ^D
MEDI/EE	94-2826574	13	189.11 ^D
SIT:CA/EE	944-0752-5	4	360.03 ^D
Total			2,128.60
(D) Innovative Business Solutions, Inc. Admin Debit			-2,128.60
Your Remaining Tax Liability			0.00

Vendor Liabilities

No Data

Billing

Invoice Total	320.10
Innovative Business Solutions, Inc. Admin Debit	-320.10
Amount Due	0.00

Total

Total	13,062.99
Innovative Business Solutions, Inc. Admin Debit	-12,816.33
Total of Your Responsibility	246.66

Recap

Innovative Business S	Date	Bank Account #	\$ Amount
Billing	01/25/2024	xxxxxx2200	320.10
Tax Payment	01/25/2024	xxxxxx2200	2,128.60
Empl. Dir. Dep. SPA	01/25/2024	xxxxxx2200	10,367.63
Total Debits			12,816.33

--More--


Recap - Continued

Cash Requirements: xxxxxx2200	\$ Amount
Billing	320.10
Tax Payment	2,128.60
Empl. Checks	246.66
Empl. Dir. Dep. SPA	10,367.63
Total	13,062.99

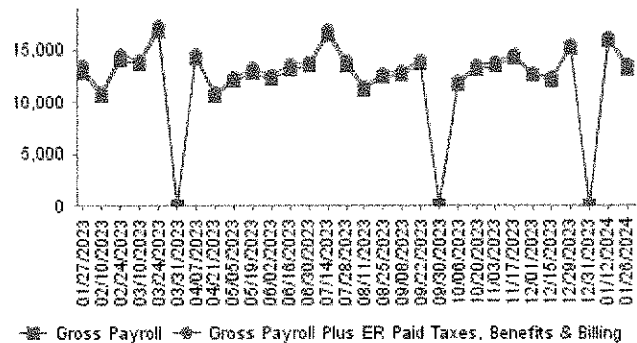
General Ledger Summary

	Debit/Exp.	Credit/Liab.
Earning	13,207.99	
ER Tax (Offset)	326.31	
Invoice	320.10	
Check		246.66
Invoice		320.10
ER Tax		326.31
Deduction		791.41
Tax		1,802.29
Direct Deposit		10,367.63
	13,854.40	13,854.40

Comparison To Last Pay Period - Gross Wages



Rolling 12 Month Payroll View



Kenwood Fire Protection District Profit & Loss Budget vs. Actual July 2023 through January 2024

	<u>Jul '23 - Jan 24</u>	<u>Budget</u>	<u>\$ Left in Budget</u>	<u>% of Budget Used</u>
Ordinary Income/Expense				
Income				
10 - Tax Revenue				
1000 - Prop Taxes - CY Secured	547,093.53	1,065,732.00	-518,638.47	51.34%
1001 - CY Direct Charges	221,700.68	425,626.00	-203,925.32	52.09%
1020 - Prop Tax CY Supp	0.00	0.00	0.00	0.0%
1040 - Property Tax - CY Unsec	31,562.84	31,124.00	438.84	101.41%
1011 - SB2557 Prop Tax Admin	0.00	-10,469.00	10,469.00	0.0%
1050 - - Supplemental Prop Taxes -CY	8,451.13	35,399.00	-26,947.87	23.87%
1051 - -Supplemental Prop Taxes - PY	0.00	-66.00	66.00	0.0%
1059 - - Prop Taxes - PY, Unsecured	0.00	1,222.00	-1,222.00	0.0%
1060 - Prop Taxes - PY, Secured	0.00	129.00	-129.00	0.0%
1061 - PY Direct Charges	1,168.44	339.00	829.44	344.67%
1070 - State-Other In-Lieu Tax	18.71	19.00	-0.29	98.47%
1500 - Wildfire Tax Loss	0.00	2,503.00	-2,503.00	0.0%
Total 10 - Tax Revenue	<u>809,995.33</u>	<u>1,551,558.00</u>	<u>-741,562.67</u>	<u>52.21%</u>
17 - Use of Money/Prop				
1700 - Interest on Pooled Cash	129.51	0.00	129.51	100.0%
1700-01 - Other Interest Earnings	32,306.67	70,000.00	-37,693.33	46.15%
Total 17 - Use of Money/Prop	<u>32,436.18</u>	<u>70,000.00</u>	<u>-37,563.82</u>	<u>46.34%</u>
20 - Intergovernmental Revenues				
2050 - Stabilization Payment	0.00	120,000.00	-120,000.00	0.0%
2060 - Revenue Sharing	196,750.00	187,560.00	9,190.00	104.9%
2081 - Highway Rentals	8.35	5.00	3.35	167.0%
2440 - HOPTR	695.78	7,079.00	-6,383.22	9.83%
Total 20 - Intergovernmental Revenues	<u>197,454.13</u>	<u>314,644.00</u>	<u>-117,189.87</u>	<u>62.76%</u>

Kenwood Fire Protection District Profit & Loss Budget vs. Actual July 2023 through January 2024

	<u>Jul '23 - Jan 24</u>	<u>Budget</u>	<u>\$ Left in Budget</u>	<u>% of Budget Used</u>
30 - Charges for Services				
3661 - Fire Control Services	0.00	3,971.00	-3,971.00	0.0%
3700 - Copy/Transcribe Fees	0.00	0.00	0.00	0.0%
Total 30 - Charges for Services	<u>0.00</u>	<u>3,971.00</u>	<u>-3,971.00</u>	<u>0.0%</u>
40 - Miscellaneous Revenues				
4040 - Miscellaneous Revenue	0.00	24,789.00	-24,789.00	0.0%
4640 - Operating Transfer In-Roll Over	0.00	39,250.00	-39,250.00	0.0%
Total 40 - Miscellaneous Revenues	<u>0.00</u>	<u>64,039.00</u>	<u>-64,039.00</u>	<u>0.0%</u>
Total Income	<u>1,039,885.64</u>	<u>2,004,212.00</u>	<u>-964,326.36</u>	<u>51.89%</u>
Gross Profit	1,039,885.64	2,004,212.00	-964,326.36	51.89%
Expense				
50 - Salaries/Emp Benefits				
Gross Wages				
5910-Perm Positions	628,158.57	990,000.00	-361,841.43	63.45%
5911-Extra Help	34,163.98	68,000.00	-33,836.02	50.24%
5912-Overtime	41,953.50	66,500.00	-24,546.50	63.09%
Total Gross Wages	<u>704,276.05</u>	<u>1,124,500.00</u>	<u>-420,223.95</u>	<u>62.63%</u>
5913 - Director Stipend	1,205.55	1,650.00	-444.45	73.06%
5914 - Volunteer Stipend	5,710.68	17,000.00	-11,289.32	33.59%
5922 - FICA ER Expense	2,100.97	9,000.00	-6,899.03	23.34%
5923 - CALPERS Retirement	59,245.72	78,000.00	-18,754.28	75.96%
5924 - Medicare ER Exp	3,286.66	8,500.00	-5,213.34	38.67%
5930 - CALPERS Health/Dental/Visi	48,032.76	85,000.00	-36,967.24	56.51%
5940 - WORKERS COMP	52,449.00	69,000.00	-16,551.00	76.01%
Total 50 - Salaries/Emp Benefits	<u>876,307.39</u>	<u>1,392,650.00</u>	<u>-516,342.61</u>	<u>62.92%</u>

Kenwood Fire Protection District Profit & Loss Budget vs. Actual July 2023 through January 2024

	Jul '23 - Jan 24	Budget	\$ Left in Budget	% of Budget Used
60 - Services/Supplies				
6021- - Clothing/Personal	0.00	1,500.00	-1,500.00	0.0%
6020-Clothing/Personal	1,019.43	4,000.00	-2,980.57	25.49%
6022-Clothing/Safety	0.00	10,000.00	-10,000.00	0.0%
6040-Communications	5,098.37	10,000.00	-4,901.63	50.98%
6080-Household Expense	1,594.57	5,000.00	-3,405.43	31.89%
6100-Insurance	25,739.26	27,300.00	-1,560.74	94.28%
6140-Maintenance-Equipment	9,109.85	21,100.00	-11,990.15	43.18%
6180-Maintenance-Bldgs/Imp.	8,195.31	9,000.00	-804.69	91.06%
6280-Memberships	1,260.00	7,200.00	-5,940.00	17.5%
6400-Office Expense	1,680.06	5,000.00	-3,319.94	33.6%
6457-Computer Charges	3,225.86	7,900.00	-4,674.14	40.83%
6461-Supplies/Expenses(Ops)	158.04	5,500.00	-5,341.96	2.87%
6500-Professional/Special Svcs.				
6500.01 - Professional/Special Services	8,614.00	11,000.00	-2,386.00	78.31%
6500.02 - Bank/Bankcard Service Charges	267.90			
6500.03 - PR Processing Fee	1,590.60			
Total 6500-Professional/Special Svcs.	10,472.50	11,000.00	-527.50	95.21%
6526-REDCOM/Dispatch	2,311.32	15,000.00	-12,688.68	15.41%
6576-Actuarial Services	0.00	7,100.00	-7,100.00	0.0%
6587-LAFCO Charges	1,230.00	2,730.00	-1,500.00	45.06%
6630-Audit/Accounting Srvc.	7,475.00	8,500.00	-1,025.00	87.94%
6637-Prop.Tax Admin Fee	240.00	500.00	-260.00	48.0%
6800-Public/Legal Notices	295.00	1,000.00	-705.00	29.5%
6880-Small Tools/Equip.	6,517.13	7,700.00	-1,182.87	84.64%
7005-Election Expense	0.00	5,000.00	-5,000.00	0.0%
7120-Training/InService	5,392.49	9,500.00	-4,107.51	56.76%
7201-Gas/Oil/Fuel	7,162.73	18,400.00	-11,237.27	38.93%
7300-Trans./Travel/Meetings	713.06	2,500.00	-1,786.94	28.52%

Kenwood Fire Protection District
Profit & Loss Budget vs. Actual
 July 2023 through January 2024

	<u>Jul '23 - Jan 24</u>	<u>Budget</u>	<u>\$ Left in Budget</u>	<u>% of Budget Used</u>
7320-Utilities	7,975.22	17,050.00	-9,074.78	46.78%
Total 60 - Services/Supplies	106,865.20	219,480.00	-112,614.80	48.69%
8510 - Capital Outlay-Bldg Imp	0.00	10,000.00	-10,000.00	0.0%
8560 - Capital Outlay-Equipment	0.00	10,000.00	-10,000.00	0.0%
8620-UNCLM-OT-Within a Fund	31,933.25	45,100.00	-13,166.75	70.81%
8621 - UNCLM-OT-WITHIN A FUN (PAYROLL)	0.00	0.00	0.00	0.0%
8642-General-To/From -Trust	0.00	326,982.00	-326,982.00	0.0%
Total Expense	1,015,105.84	2,004,212.00	-989,106.16	50.65%