

KENWOOD FIRE PROTECTION DISTRICT
9045 Sonoma Highway
P.O. Box 249
Kenwood, CA 95452

AGENDA

REGULAR DISTRICT BOARD OF DIRECTORS ZOOM MEETING

Due to COVID-19 precautions, Board Meeting's will be open to the public via phone-in conference calls only. No public gatherings will be held at this site until further notice.

Zoom meeting.

Topic: Kenwood Fire District Board Meeting

Time: Jan 12, 2021 04:00 PM Pacific Time (US and Canada)

Join Zoom Meeting

<https://zoom.us/j/8908423926?pwd=aDFZQ1RSVXdLVjRvcW5DcVd3dTcyUT09>

Meeting ID: 890 842 3926

Passcode: 0hd268

One tap mobile

+16699006833,,8908423926#,,,,*856771# US (San Jose)

+12532158782,,8908423926#,,,,*856771# US (Tacoma)

Dial by your location

+1 669 900 6833 US (San Jose)

+1 253 215 8782 US (Tacoma)

+1 346 248 7799 US (Houston)

+1 301 715 8592 US (Washington D.C)

+1 312 626 6799 US (Chicago)

+1 929 205 6099 US (New York)

Meeting ID: 890 842 3926

Passcode: 856771

Find your local number: <https://zoom.us/u/apEKQkcMM>

Agendas and Board Packets are available at our website: kenwoodfire.com

DATE: January 12, 2021 @ 4:00 pm

1. CALL TO ORDER

ATTENDEES: Cooper, Kempers, McIntosh, Doss, Moretti and Bellach

2. MINUTES OF PREVIOUS MEETING:

ROSTER REPORT: 17 Volunteers, 6 Part Time & 5 Full-Time

3. APPROVAL OF CLAIMS:

PUBLIC APPEARANCES: An opportunity for anyone to speak to the Board on subjects not on the regular agenda. The Board will not make a decision on the subject unless it is of a routine nature.

4. ACTION ITEMS/OLD BUSINESS:

- New Board President selection
- Engineer Martin EMT-P Costs

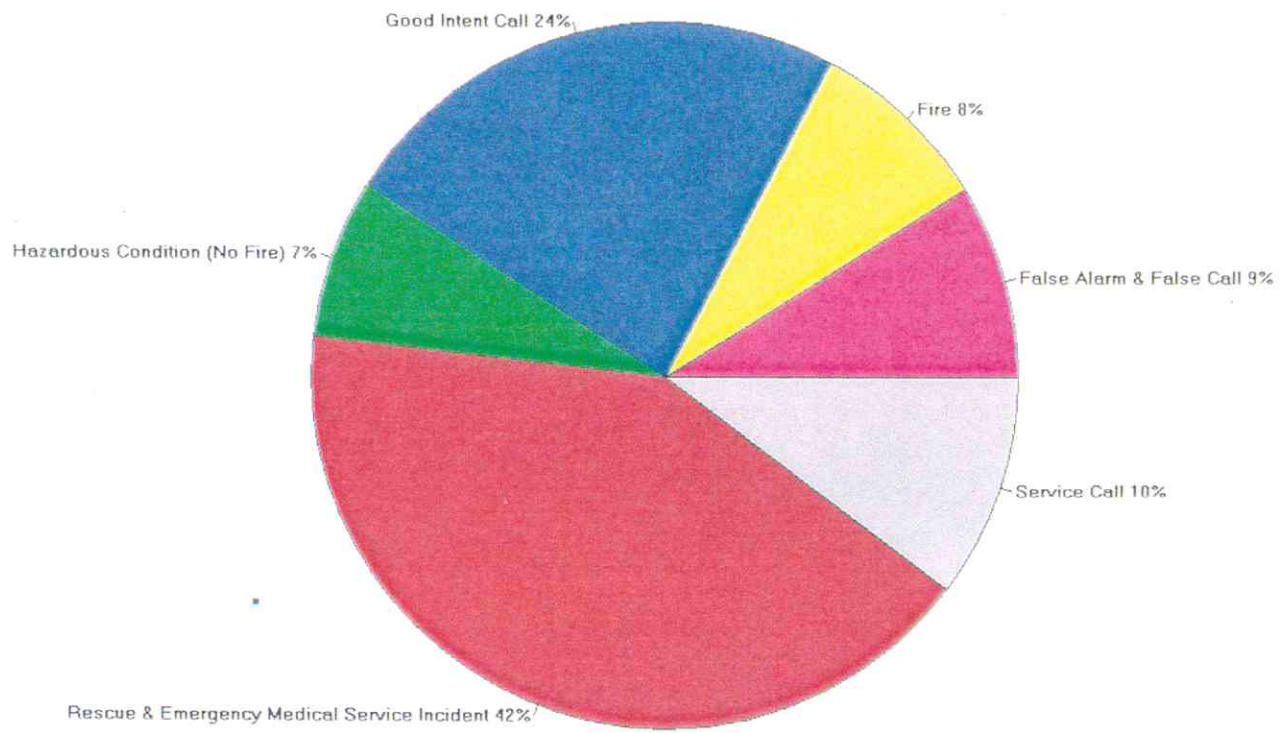
NON-ACTION ITEMS/CHIEF'S REPORT:

- Annual report of calls
- Personnel Ad Hoc Update

GOOD OF THE ORDER:

ADJOURN:

Incident Type Summary
Alarm Date Between {01/01/2020} And {12/31/2020}



Kenwood Fire

Average Turnout per Incident

Alarm Date Between {01/01/2020} And {12/31/2020}

Total Number of Incidents	261	Total Number of Responding Personnel	699
Average Turnout per Incident		3	

Kenwood Fire

Unit Response Time Analysis

Alarm Date Between {01/01/2020} And {12/31/2020}

Response		Count	Percentage
Hrs	Mins		
	< 01	21	8.9%
	01	17	7.2%
	02	33	14.0%
	03	25	10.6%
	04	25	10.6%
	05	27	11.4%
	06	26	11.0%
	07	7	2.9%
	08	10	4.2%
	09	10	4.2%
	10	5	2.1%
	11	3	1.2%
	12	2	0.8%
	13	4	1.7%
	14	2	0.8%
	18	2	0.8%
	19	1	0.4%
	21	1	0.4%
	22	1	0.4%
	24	1	0.4%
	26	2	0.8%
	27	1	0.4%
	46	1	0.4%
23	8:	2	0.8%
30	9:	1	0.4%
32	2:	1	0.4%
33	8:	1	0.4%
42	8:	2	0.8%
68	5:	1	0.4%

Overall Average Response Time: 126:41:4

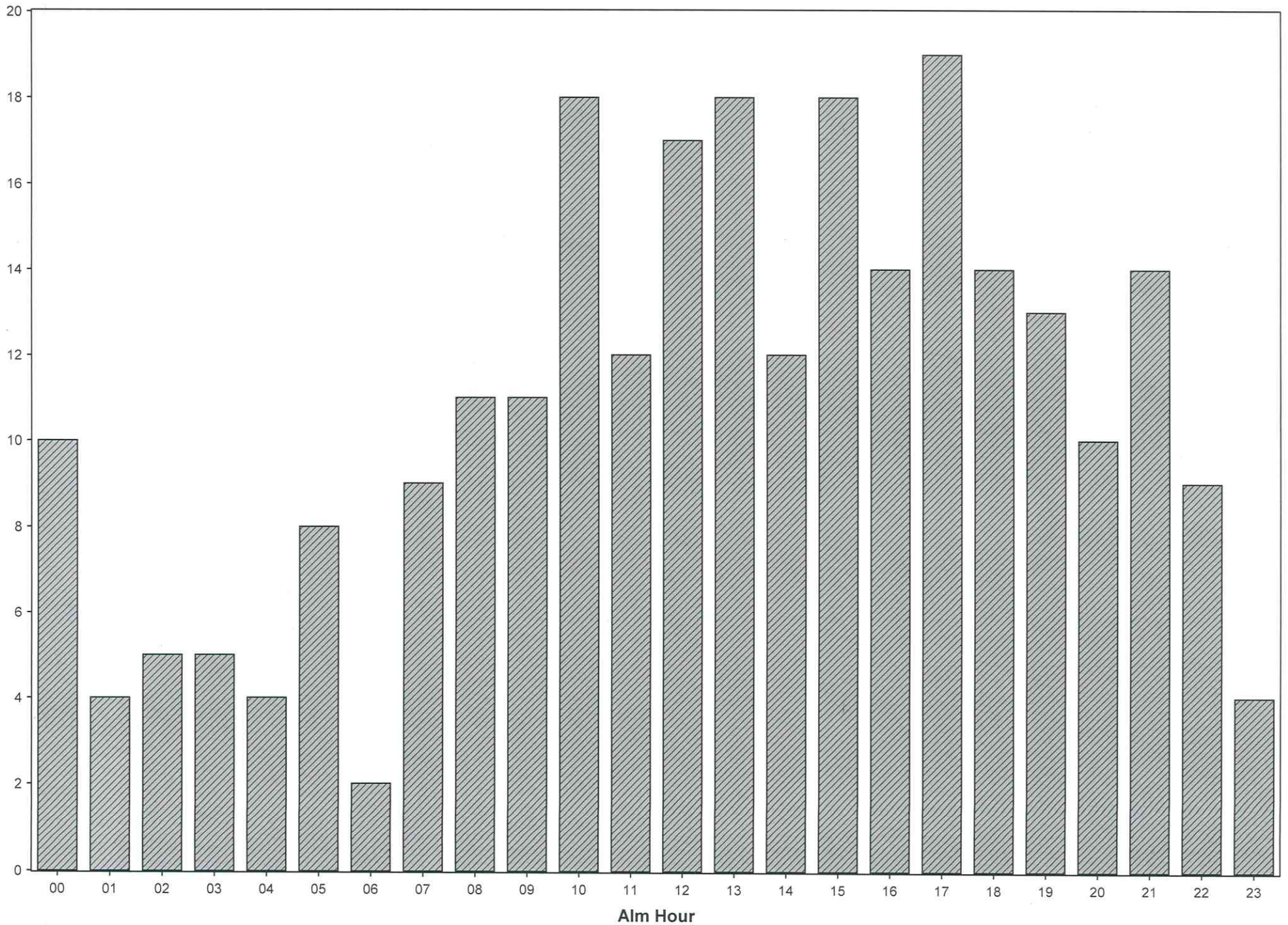
Kenwood Fire

Aid Responses by Department (Summary)

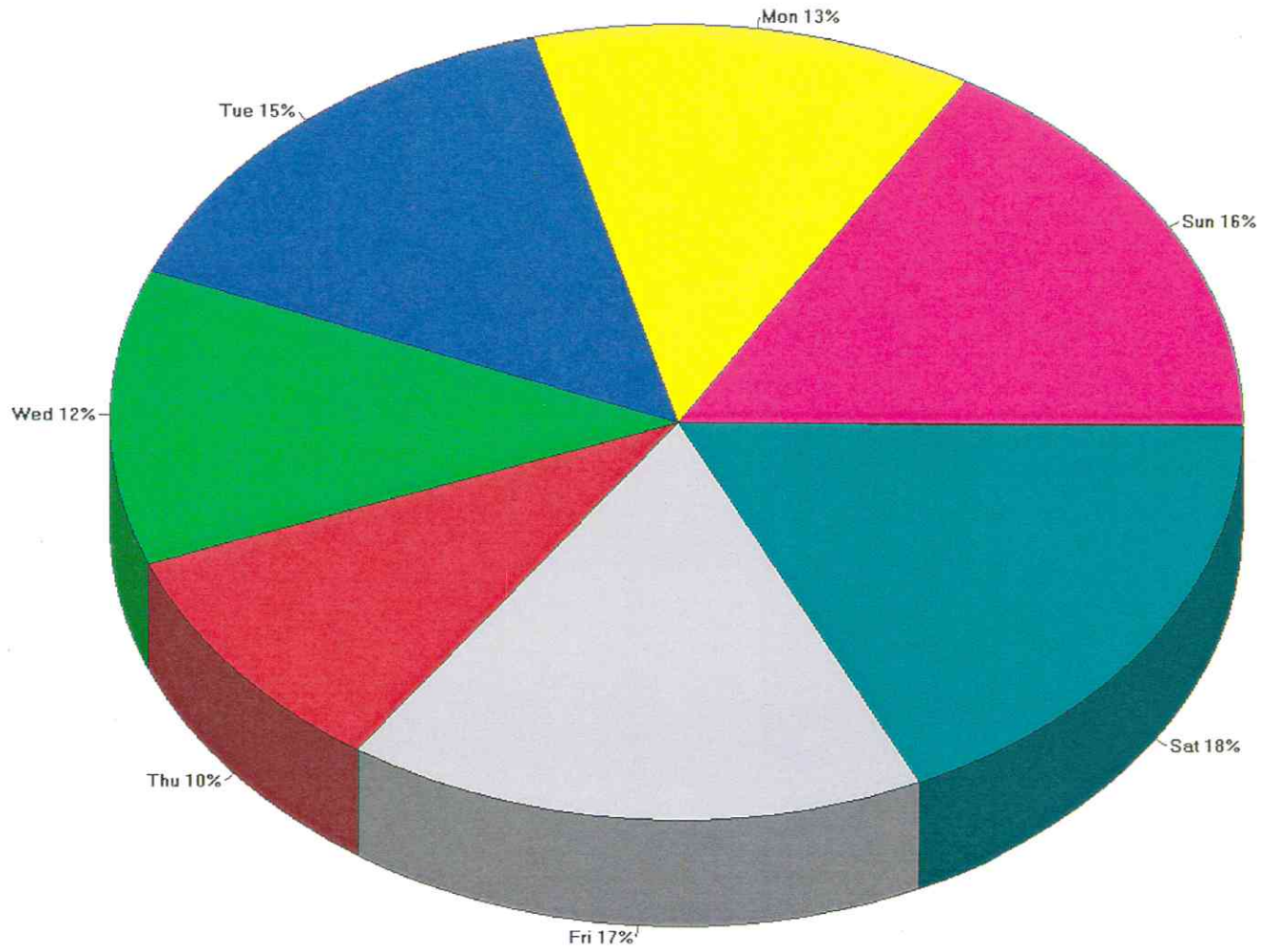
Alarm Date Between {01/01/2020} And {12/31/2020}

Type of Aid	Count	Type of Aid	Count
33 Sonoma Valley FD		OES California Office of Emergency Services	
Automatic aid received	6		1
Mutual aid given	1		
Automatic aid given	17		
	24	SO Sonoma County Sheriffs Dept.	
		Automatic aid received	2
			2
34 Mayacamas VFD			
Automatic aid given	1		
	1		
38 Shell Vista FD			
Mutual aid given	1		
Automatic aid given	1		
	2		
71 Santa Rosa FD			
Automatic aid received	7		
Mutual aid given	3		
Automatic aid given	8		
	18		
75 Sonoma County Fire District			
Automatic aid received	1		
Mutual aid given	1		
Automatic aid given	4		
	6		
CDF California Dept. of Forestry			
Mutual aid received	1		
Mutual aid given	2		
	3		
KWD Kenwood Fire			
Automatic aid received	1		
	1		
OES California Office of Emergency Services			
Mutual aid given	1		

Count of Incidents by Alarm Hour
Alarm Date Between {01/01/2020} And {12/31/2020}



Incident Responses by Day of Week
Alarm Date Between {01/01/2020} And {12/31/2020}



**KENWOOD FIRE PROTECTION DISTRICT
REGULAR MEETING OF THE BOARD OF DIRECTORS
DECEMBER 8, 2020**

Due to COVID-19 precautions, Board Meeting's will be open to the public. Anyone attending will have their temperature taken before entry into the facility. Masks must be worn and social distancing of 6 feet will be observed. Limit to (10) public participants will be allowed in the facility. Agendas and Board Packets are available at our website: kenwoodfire.com

MEETING: Meeting called to order at 16:02 hrs. Cooper, Kempers, McIntosh, Doss and Chief Bellach were present. Director Moretti was not in attendance.

MINUTES: MSP Kempers/McIntosh to approve the minutes of November 10, 2020.

ROSTER: 17 Volunteers, 5 Full-Time and 6 Part-Time. The District picked up 2 more Volunteers that had been Explorers. Peck and Vance. Also have gotten 3 more Part-Time Firefighters. Branconi, Boldt and Maxwell.

CLAIMS APPROVAL: MSP McIntosh/Cooper to approve CR #20-21-06 for \$29,024.21 and payrolls 11/6/20 for \$25,092.65 and 11/20/20 for \$24,920.64. Chief Bellach reported that the District received an invoice from OES for the Glass Fire. We will be receiving approximately \$73,000.00.

OLD BUSINESS: None.

CHIEF'S REPORT: Director Doss stated he wanted to thank everyone who participated in the Personnel survey. We had 92% of the department complete the survey. The Chief has requested a closed session Thursday, December 10th at 2:30 p.m., to review the survey.

Dean Martin has been selected as the Full-Time Engineer for the District.

GOOD of the ORDER: Chief Bellach reported that the old engine has been sold to Monte Rio Fire District for \$20,000.00. Depending on what happens with COVID, this could be the last public meeting.

Attorney Bill Adams will be leaving his firm and moving to a new firm. It was asked if the District would like to retain him in his new firm. Chief Bellach will sign the paperwork to move forward.

Kenwood Fire Protection District
Reconciliation Detail
1031 - Exchange Operating, Period Ending 12/31/2020

Type	Date	Num	Name	Clr	Amount	Balance
Beginning Balance						1,070,209.56
Cleared Transactions						
Checks and Payments - 30 items						
Bill Pmt -Check	11/10/2020	2225	Bay Area Air Qualit...	X	-356.00	-356.00
Bill Pmt -Check	11/10/2020	2233	Occu-Med, Ltd	X	-234.95	-590.95
Bill Pmt -Check	11/20/2020	2238	First National Bank ...	X	-406.57	-997.52
Check	11/30/2020	ach	CALPERS Retirem...	X	-1,928.96	-2,926.48
Check	11/30/2020	ach	CALPERS Retirem...	X	-1,334.22	-4,260.70
Transfer	12/02/2020			X	-18,048.43	-22,309.13
Check	12/07/2020	ach	CALPERS Health	X	-9,884.20	-32,193.33
Bill Pmt -Check	12/08/2020	2239	Cardmember Service	X	-3,530.72	-35,724.05
Bill Pmt -Check	12/08/2020	2251	Sonoma Valley Fire...	X	-1,135.00	-36,859.05
Bill Pmt -Check	12/08/2020	2249	North Bay Petroleum	X	-976.56	-37,835.61
Bill Pmt -Check	12/08/2020	2248	Mark A. Clementi, P...	X	-774.00	-38,609.61
Bill Pmt -Check	12/08/2020	2246	Life-Assist	X	-636.43	-39,246.04
Bill Pmt -Check	12/08/2020	2245	Leete Generators	X	-453.00	-39,699.04
Bill Pmt -Check	12/08/2020	2252	TIAA COMMERCIA...	X	-166.71	-39,865.75
Bill Pmt -Check	12/08/2020	2247	Marik Enterprises, L...	X	-145.00	-40,010.75
Bill Pmt -Check	12/08/2020	2242	Fire Safety Supply I...	X	-137.00	-40,147.75
Bill Pmt -Check	12/08/2020	2250	Santa Rosa Uniform	X	-113.94	-40,261.69
Bill Pmt -Check	12/08/2020	2243	Friedman's Home I...	X	-72.70	-40,334.39
Check	12/10/2020	ach	CALPERS Retirem...	X	-2,092.27	-42,426.66
Check	12/10/2020	ach	CALPERS Retirem...	X	-1,206.33	-43,632.99
Bill Pmt -Check	12/15/2020	2256	Leak Protection Pro...	X	-450.00	-44,082.99
Bill Pmt -Check	12/15/2020	2255	KUNDE, JASON	X	-177.00	-44,259.99
Bill Pmt -Check	12/15/2020	2254	Golden Gate North	X	-72.80	-44,332.79
Bill Pmt -Check	12/15/2020	2253	Friedman's Home I...	X	-57.54	-44,390.33
Transfer	12/17/2020			X	-32,765.25	-77,155.58
Check	12/23/2020	ach	Choice Builder	X	-521.87	-77,677.45
Check	12/28/2020	ACH	CALPERS Retirem...	X	-1,699.80	-79,377.25
Check	12/28/2020	ACH	CALPERS Retirem...	X	-1,098.21	-80,475.46
Check	12/28/2020	2257	Meyer, Matthew	X	-435.00	-80,910.46
Transfer	12/29/2020			X	-18,439.04	-99,349.50
Total Checks and Payments					-99,349.50	-99,349.50
Deposits and Credits - 2 items						
Deposit	12/07/2020			X	20,000.00	20,000.00
Deposit	12/17/2020			X	531,833.75	551,833.75
Total Deposits and Credits					551,833.75	551,833.75
Total Cleared Transactions					452,484.25	452,484.25
Cleared Balance					452,484.25	1,522,693.81
Uncleared Transactions						
Checks and Payments - 4 items						
Bill Pmt -Check	09/08/2020	2204	Santa Rosa Auto P...		-1,717.00	-1,717.00
Bill Pmt -Check	12/08/2020	2240	DK Embroidery & M...		-1,082.50	-2,799.50
Bill Pmt -Check	12/08/2020	2241	FailSafe Testing LLC		-528.60	-3,328.10
Bill Pmt -Check	12/08/2020	2244	Golden State Fire A...		-98.53	-3,426.63
Total Checks and Payments					-3,426.63	-3,426.63
Total Uncleared Transactions					-3,426.63	-3,426.63
Register Balance as of 12/31/2020					449,057.62	1,519,267.18
Ending Balance					449,057.62	1,519,267.18



P.O. Box 3788 | Santa Rosa CA 95402-3788
Return Service Requested

Last statement: November 30, 2020
This statement: December 31, 2020
Total days in statement period: 31

KENWOOD FIRE PROTECTION DISTRICT
PO BOX 249
KENWOOD CA 95452

Page 1 of 2
1090042720
(0)

Direct inquiries to:
707 524-3000

Exchange Bank
P O Box 403
Santa Rosa CA 95402

Public Funds Checking

Account number	1090042720	Beginning balance	\$1,070,209.56
Avg collected balance	\$1,217,648	Total additions	551,833.75
		Total subtractions	99,349.50
		Ending balance	\$1,522,693.81

CHECKS

Number	Date	Amount	Number	Date	Amount
2225	12-15	356.00	2249	12-11	976.56
2233 *	12-17	234.95	2250	12-21	113.94
2238 *	12-04	406.57	2251	12-15	1,135.00
2239	12-16	3,530.72	2252	12-15	166.71
2242 *	12-21	137.00	2253	12-23	57.54
2243	12-21	72.70	2254	12-18	72.80
2245 *	12-15	453.00	2255	12-17	177.00
2246	12-14	636.43	2256	12-28	450.00
2247	12-14	145.00	2257	12-30	435.00
2248	12-15	774.00			

* Skip in check sequence

DEBITS

Date	Description	Subtractions
12-01	' ACH Withdrawal CALPERS 3100 100000016206783 Kenwood Fire Protectio	1,334.22
12-01	' ACH Withdrawal CALPERS 3100 100000016211563 Kenwood Fire Protectio	1,928.96
12-01	' Internet/Phone Txfr REF 3361852L FUNDS TRANSFER TO DEP XXXXXX2200 FROM ONLINE FUNDS TRANSFER VIA	18,048.43



P.O. Box 3788 | Santa Rosa CA 95402-3788
Return Service Requested

KENWOOD FIRE PROTECTION DISTRICT
December 31, 2020

Page 2 of 2
1090042720

<u>Date</u>	<u>Description</u>	<u>Subtractions</u>
12-07	' ACH Withdrawal CALPERS 1800 100000016242724 Kenwood Fire Protectio	9,884.20
12-11	' ACH Withdrawal CALPERS 3100 100000016212753 Kenwood Fire Protectio	1,206.33
12-11	' ACH Withdrawal CALPERS 3100 100000016209172 Kenwood Fire Protectio	2,092.27
12-17	' Internet/Phone Txfr REF 3521058L FUNDS TRANSFER TO DEP XXXXXX2200 FROM ONLINE 12182020 PAYROLL T	32,765.25
12-23	' ACH Withdrawal CHOICE BUILDER ONLIN PMNT 201222 Kenwood Fire Protectio	521.87
12-29	' Internet/Phone Txfr REF 3641139L FUNDS TRANSFER TO DEP XXXXXX2200 FROM ONLINE 12312020 PAYROLL T	18,439.04
12-30	' ACH Withdrawal CALPERS 3100 100000016237986 Kenwood Fire Protectio	1,098.21
12-30	' ACH Withdrawal CALPERS 3100 100000016240311 Kenwood Fire Protectio	1,699.80

CREDITS

<u>Date</u>	<u>Description</u>	<u>Additions</u>
12-10	Deposit	20,000.00
12-21	' ACH Deposit Other Government Claims RMR*IV*Property Ta x Revenue Dec 2020KENWOOD FIRE PROTECTIO	531,833.75

DAILY BALANCES

<u>Date</u>	<u>Amount</u>	<u>Date</u>	<u>Amount</u>	<u>Date</u>	<u>Amount</u>
11-30	1,070,209.56	12-14	1,053,550.59	12-23	1,544,815.86
12-01	1,048,897.95	12-15	1,050,665.88	12-28	1,544,365.86
12-04	1,048,491.38	12-16	1,047,135.16	12-29	1,525,926.82
12-07	1,038,607.18	12-17	1,013,957.96	12-30	1,522,693.81
12-10	1,058,607.18	12-18	1,013,885.16		
12-11	1,054,332.02	12-21	1,545,395.27		

Thank you for banking with Exchange Bank

Kenwood Fire Protection District
Claims Detail
December 8, 2020

<u>Date</u>	<u>Num</u>	<u>Name</u>	<u>Memo</u>	<u>S. O. #</u>	<u>Check #</u>	<u>Open Balance</u>
11/25/2020	Inv. #1053879	Life-Assist	Medical Supplies	6880		350.34
11/24/2020	Inv. #1053051	Life-Assist	Medical Supplies	6880		286.09
12/01/2020	Inv. #12-01-20	Mark A. Clementi, Ph.D.	Psych Eval-Martin	6500		774.00
11/25/2020	Inv. TS_KW_01	Sonoma Valley Fire District	Annual Target Solutions Portion	6500		1,135.00
12/04/2020	Statement	TIAA COMMERCIAL FINANCE, INC	COPIER LEASE 20302720	6400		166.71
10/31/2020	Amazon	Cardmember Service	Lysol refund	6080		-76.14
10/23/2020	Empire Gas	Cardmember Service	Fuel	7201		62.19
09/27/2020	Comcast	Cardmember Service	Internet	6040		109.87
10/30/2020	GoDaddy	Cardmember Service	Hosting Fee	6457		19.99
10/31/2020	Kenwood Water	Cardmember Service	Service	7320		180.13
10/31/2020	Recology	Cardmember Service	Oct. Service	6080		57.39
10/30/2020	Amazon	Cardmember Service	Kitchen Supplies	6080		18.74
10/30/2020	Amazon	Cardmember Service	Toner	6080		60.06
11/03/2020	Costco	Cardmember Service	Lysol	6080		9.80
11/04/2020	2-Eleven Shields	Cardmember Service	Shields for Soto/Uboldi	6022		297.58
10/30/2020	Amazon	Cardmember Service	Supplies	6080		63.49
11/06/2020	Palooza	Cardmember Service	Lunch for Engineer Assessment Center	7300		109.55
11/07/2020	Frog Power Equip	Cardmember Service	Husqvarna Blower Repair	6140		78.10
11/05/2020	Amazon	Cardmember Service	Office Supplies	6400		34.60
11/05/2020	Amazon	Cardmember Service	Attenuator	6180		24.39
11/11/2020	Discount Plumbing	Cardmember Service	Water Filter	6180		93.50
11/09/2020	Union 76	Cardmember Service	Fuel	7201		69.15
11/05/2020	Amazon	Cardmember Service	Supplies/Rodent	6080		27.18
11/13/2020	Shift Calendars	Cardmember Service	2021 Calendars	6400		70.34
11/12/2020	Coastal Valleys EMS	Cardmember Service	EMT Renewal/Bellach	6500		117.00
11/12/2020	Amazon	Cardmember Service	Batteries	6080		122.33
11/13/2020	ATT	Cardmember Service	Cell Phones	6040		315.57
11/17/2020	Amazon	Cardmember Service	Cleaning Supplies	6080		44.07
11/18/2020	Mountain Mikes	Cardmember Service	Officers Meeting Dinner	7300		154.18
11/19/2020	PGE	Cardmember Service	9/5-10/26	7320		1,027.75

Kenwood Fire Protection District Claims Detail December 8, 2020

11/02/2020	Active911	Cardmember Service	Subscription	6280		14.00
11/16/2020	Frontier	Cardmember Service	Telephone	6040		274.15
11/16/2020	Frontier	Cardmember Service	Fax Line	6040		62.54
11/18/2020	Amazon	Cardmember Service	Dues	6400		14.06
11/19/2020	Discovery Office Sys	Cardmember Service	Copier Reading	6400		3.18
11/04/2020	Union 76	Cardmember Service	Fuel	7201		71.98
09/29/2020	Inv. #1507019	DK Embroidery & Monogramming	T-Shirt Order	6022		1,082.50
11/18/2020	Inv. 11293	FailSafe Testing LLC	Ground Ladders Tested	6140		528.60
11/07/2020	Inv. #113756	Fire Safety Supply Inc.	Semi-Annual Service	6180		137.00
11/06/2020	SOFE06	Friedman's Home Improvement	Outside Speaker	6180		72.70
11/23/2020	Inv. #C1025642	Golden State Fire Apparatus	3181 Repair	6140		98.53
11/23/2020	Inv. #42028	Leete Generators	Repair Service	6140		453.00
11/21/2020	Inv. #2020-259	Marik Enterprises, LLC	Martin Background	6500		145.00
11/11/2020	Inv. #2190296	North Bay Petroleum	Diesel	7201		358.85
11/23/2020	Inv. #2205958	North Bay Petroleum	Diesel	7201		617.71
11/17/2020	Inv. #1413653	Santa Rosa Uniform	Soto	6020		113.94
11/13/2020	Classic	Calpers Retirement	10/19-11/01	5923		1,699.80
11/13/2020	Pepra	Calpers Retirement	10/19-11/01	5923		3,407.44
11/30/2020	Classic	Calpers Retirement	11/02-11/15	5923		1,928.96
11/30/2020	Pepra	Calpers Retirement	11/02-11/15	5923		1,334.22
10/16/2020	3160 Parts	First National Bank of Omaha	Peterson Truck	6140	2238	62.21
10/25/2020	Safeway	First National Bank of Omaha	10/25-10/27 Upstaffing Meals	7300	2238	314.36
10/25/2020	Kenwod Mkt.	First National Bank of Omaha	Cleaning Supplies	6080	2238	20.46
12/4/2020	Health	Calpers Health	December Premium	5930	ACH	9,884.20
12/20/2020	Dental/Vision	Choice Builder	January Premium	5930	ACH	521.87

12/8/20 Claims Total

29,024.21

Kenwood Fire Protection District
Reconciliation Detail
1032 · Exchange Bank Payroll, Period Ending 12/31/2020

Type	Date	Num	Name	Clr	Amount	Balance
Beginning Balance						8,220.98
Cleared Transactions						
Checks and Payments - 21 items						
Check	10/09/2020	50133	Miller, Zack	X	-760.51	-760.51
Check	10/09/2020	50131	Clawson, Matthew	X	-760.50	-1,521.01
Check	11/06/2020	50142	Clawson, Matthew	X	-40.00	-1,561.01
Check	11/06/2020	50149	Miller, Zack	X	-10.00	-1,571.01
Check	11/20/2020	50155	Martin, Dean	X	-647.12	-2,218.13
Check	11/20/2020	50158	Uboldi, Robert	X	-139.19	-2,357.32
Check	12/03/2020	ach	IBS PR Fee	X	-91.15	-2,448.47
Check	12/04/2020	ach	DIRECT DEPOSIT ...	X	-13,172.45	-15,620.92
Check	12/04/2020	ach	PAYROLL TAX PA...	X	-3,550.77	-19,171.69
Check	12/04/2020	50159	Martin, Dean	X	-376.15	-19,547.84
Check	12/04/2020	50161	Uboldi, Robert	X	-139.20	-19,687.04
Check	12/18/2020	ach	DIRECT DEPOSIT ...	X	-14,877.04	-34,564.08
Check	12/18/2020	ach	PAYROLL TAX PA...	X	-6,945.21	-41,509.29
Check	12/18/2020	50162	Clawson, Matthew	X	-2,866.63	-44,375.92
Check	12/18/2020	50165	PLATT, JOSEPH	X	-2,563.69	-46,939.61
Check	12/18/2020	50163	Martin, Dean	X	-2,081.56	-49,021.17
Check	12/18/2020	50167	Uboldi, Robert	X	-139.19	-49,160.36
Check	12/18/2020	ach	IBS PR Fee	X	-103.85	-49,264.21
Check	12/31/2020		DIRECT DEPOSIT ...	X	-11,926.97	-61,191.18
Check	12/31/2020		PAYROLL TAX PA...	X	-4,015.39	-65,206.57
Check	12/31/2020		IBS PR Fee	X	-88.60	-65,295.17
Total Checks and Payments					-65,295.17	-65,295.17
Deposits and Credits - 3 items						
Transfer	12/02/2020			X	18,048.43	18,048.43
Transfer	12/17/2020			X	32,765.25	50,813.68
Transfer	12/29/2020			X	18,439.04	69,252.72
Total Deposits and Credits					69,252.72	69,252.72
Total Cleared Transactions					3,957.55	3,957.55
Cleared Balance					3,957.55	12,178.53
Uncleared Transactions						
Checks and Payments - 21 items						
Check	04/10/2020	5005...	Tedrick, Colin		-240.12	-240.12
Check	04/24/2020	50073	Moretti, August J		-70.67	-310.79
Check	04/24/2020	5007...	Tedrick, Colin		-30.00	-340.79
Check	04/24/2020	50074	Paolini, Travis		-20.00	-360.79
Check	04/24/2020	50076	Seitz, Caylie		-20.00	-380.79
Check	07/31/2020	50112	Seitz, Caylie		-20.00	-400.79
Check	08/28/2020	50123	Tedrick, Colin		-194.91	-595.70
Check	10/23/2020	50138	Todd, Douglas		-1,811.85	-2,407.55
Check	11/06/2020	50151	Todd, Douglas		-1,054.01	-3,461.56
Check	11/06/2020	50154	Tedrick, Colin		-270.12	-3,731.68
Check	11/06/2020	50143	Cooper, John		-70.68	-3,802.36
Check	11/06/2020	50144	Doss, Daymon		-70.68	-3,873.04
Check	11/06/2020	50148	McIntosh, Dennis		-70.68	-3,943.72
Check	11/06/2020	50150	Moretti, August J		-70.68	-4,014.40
Check	11/20/2020	50157	Todd, Douglas		-458.44	-4,472.84
Check	12/04/2020	50160	Todd, Douglas		-718.71	-5,191.55
Check	12/18/2020	50164	Miller, Zack		-2,992.97	-8,184.52
Check	12/18/2020	50166	Todd, Douglas		-195.11	-8,379.63
Check	12/31/2020	50169	Martin, Dean		-2,099.70	-10,479.33
Check	12/31/2020	50168	Branconi, Mark		-169.18	-10,648.51
Check	12/31/2020	50170	Uboldi, Robert		-139.20	-10,787.71
Total Checks and Payments					-10,787.71	-10,787.71

5:08 PM

01/04/21

Kenwood Fire Protection District
Reconciliation Detail
1032 · Exchange Bank Payroll, Period Ending 12/31/2020

<u>Type</u>	<u>Date</u>	<u>Num</u>	<u>Name</u>	<u>Clr</u>	<u>Amount</u>	<u>Balance</u>
Deposits and Credits - 1 item						
General Journal	06/30/2019	AJE17			16,292.21	16,292.21
Total Deposits and Credits					16,292.21	16,292.21
Total Uncleared Transactions					5,504.50	5,504.50
Register Balance as of 12/31/2020					9,462.05	17,683.03
Ending Balance					9,462.05	17,683.03



P.O. Box 3788 | Santa Rosa CA 95402-3788
Return Service Requested

Last statement: November 30, 2020
This statement: December 31, 2020
Total days in statement period: 31

KENWOOD FIRE PROTECTION DISTRICT
PO BOX 249
KENWOOD CA 95452

Page 1 of 2
1090032200
(0)

Direct inquiries to:
707 524-3000

Exchange Bank
P O Box 403
Santa Rosa CA 95402

Public Funds Checking

Account number	1090032200	Beginning balance	\$8,220.98
Avg collected balance	\$13,357	Total additions	69,252.72
		Total subtractions	65,295.17
		Ending balance	\$12,178.53

CHECKS

Number	Date	Amount	Number	Date	Amount
50131	12-28	760.50	50161 *	12-09	139.20
50133 *	12-08	760.51	50162	12-28	2,866.63
50142 *	12-28	40.00	50163	12-28	2,081.56
50149 *	12-08	10.00	50165 *	12-22	2,563.69
50155 *	12-08	647.12	50167 *	12-29	139.19
50158 *	12-09	139.19			
50159	12-08	376.15			

* Skip in check sequence

DEBITS

Date	Description	Subtractions
12-03	' ACH Withdrawal KENWOOD FIRE PRO FEE 201203 I.KFP CHECKING KENWOOD FIRE PROTECTIO	91.15
12-03	' ACH Withdrawal KENWOOD FIRE PRO TAXCOLLECT 201203 I.KFP CHECKING KENWOOD FIRE PROTECTIO	3,550.77
12-03	' ACH Withdrawal KENWOOD FIRE PRO DDCOLLECT 201203 I.KFP CHECKING KENWOOD FIRE PROTECTIO	13,172.45
12-17	' ACH Withdrawal KENWOOD FIRE PRO FEE 201217 I.KFP CHECKING KENWOOD FIRE PROTECTIO	103.85



P.O. Box 3788 | Santa Rosa CA 95402-3788
 Return Service Requested

KENWOOD FIRE PROTECTION DISTRICT
 December 31, 2020

Page 2 of 2
 1090032200

<u>Date</u>	<u>Description</u>	<u>Subtractions</u>
12-17	' ACH Withdrawal KENWOOD FIRE PRO DDCOLLECT 201217 I.KFP CHECKING KENWOOD FIRE PROTECTIO	14,877.04
12-17	' ACH Withdrawal KENWOOD FIRE PRO TAXCOLLECT 201217 I.KFP CHECKING KENWOOD FIRE PROTECTIO	6,945.21
12-30	' ACH Withdrawal KENWOOD FIRE PRO FEE 201230 I.KFP CHECKING KENWOOD FIRE PROTECTIO	88.60
12-30	' ACH Withdrawal KENWOOD FIRE PRO TAXCOLLECT 201230 I.KFP CHECKING KENWOOD FIRE PROTECTIO	4,015.39
12-30	' ACH Withdrawal KENWOOD FIRE PRO DDCOLLECT 201230 I.KFP CHECKING KENWOOD FIRE PROTECTIO	11,926.97

CREDITS

<u>Date</u>	<u>Description</u>	<u>Additions</u>
12-01	' Internet/Phone Txfr REF 3361852L FUNDS TRANSFER FRMDEP XXXXXX2720 FROM ONLINE FUNDS TRANSFER VIA	18,048.43
12-17	' Internet/Phone Txfr REF 3521058L FUNDS TRANSFER FRMDEP XXXXXX2720 FROM ONLINE 12182020 PAYROLL T	32,765.25
12-29	' Internet/Phone Txfr REF 3641139L FUNDS TRANSFER FRMDEP XXXXXX2720 FROM ONLINE 12312020 PAYROLL T	18,439.04

DAILY BALANCES

<u>Date</u>	<u>Amount</u>	<u>Date</u>	<u>Amount</u>	<u>Date</u>	<u>Amount</u>
11-30	8,220.98	12-09	7,382.87	12-29	28,209.49
12-01	26,269.41	12-17	18,222.02	12-30	12,178.53
12-03	9,455.04	12-22	15,658.33		
12-08	7,661.26	12-28	9,909.64		

Thank you for banking with Exchange Bank

Kenwood Fire Protection (Default)
 9045 Sonoma Hwy
 Kenwood, CA 95452
 United States

Pay Statement History

Gross to Net, Last Name

Pay Date: 12/04/2020
 Payroll: Regular 12/04/2020
 Pay Period: 11/16/2020-11/29/2020

Last, First Name	Default Department	Type	Pay Date	#	Total Hours	Gross	Reimburse	Federal Income Tax Amount	OASDI Amount	Medicare Amount	California Amount	California SDI Amount	Deduction (EE)	Deduction (ER)	Net Payment	OASDI Amount (ER)	Medicare Amount (ER)	Federal Unemploy Tax Amount (ER)	ER SUTA California Amount (ER)	California Employem Training Tax Amount (ER)	
Ayers, John	EXTRA HELP	Regular	12/04/202	-10872	10.00	\$183.20	-	-	\$11.36	\$2.66	-	-	-	-	\$169.18	\$11.36	\$2.66	-	-	-	
Bellach, Daren	CHIEF 3100	Regular	12/04/202	-10873	12.00	\$4,437.76	-	\$532.46	-	\$64.35	\$201.28	-	-	-	\$3,639.67	-	\$64.35	-	-	-	
Bragg, John	CAPTAIN	Regular	12/04/202	-10874	37.00	\$834.72	-	\$75.96	-	\$12.10	\$11.08	-	-	-	\$735.58	-	\$12.10	-	-	-	
Hardy, Lisa	EXTRA HELP	Regular	12/04/202	-10875	12.00	\$219.84	-	\$25.00	\$13.63	\$3.19	-	-	-	-	\$178.02	\$13.63	\$3.19	-	-	-	
Infante, Susan	ADMIN	Regular	12/04/202	-10876	14.00	\$438.34	-	\$29.76	\$27.18	\$6.36	-	-	-	-	\$375.04	\$27.18	\$6.36	-	-	-	
Martin, Dean	EXTRA HELP	Regular	12/04/202	50159	24.00	\$439.68	-	\$29.89	\$27.26	\$6.38	-	-	-	-	\$376.15	\$27.26	\$6.38	-	-	-	
Maxwell, Scott	EXTRA HELP	Regular	12/04/202	-10878	20.00	\$366.40	-	-	\$22.72	\$5.31	-	-	-	-	\$338.37	\$22.72	\$5.31	-	-	-	
Meyer, Matthew	CAPTAIN	Regular	12/04/202	-10879	132.00	\$2,977.92	-	\$424.25	-	\$43.18	\$139.70	-	\$268.01	-	\$2,102.78	-	\$43.18	-	-	-	
Molesworth III, Robert	ENGINEER	Regular	12/04/202	-10880	204.00	\$4,404.00	-	\$420.72	-	\$63.86	\$150.84	-	\$314.89	-	\$3,453.69	-	\$63.86	-	-	-	
Morrison, James	VOLUNTEE	Regular	12/04/202	-10881	1.00	\$109.80	-	-	\$6.80	\$1.59	-	-	-	-	\$101.41	\$6.80	\$1.59	-	-	-	
Soto-Pomeroy, Francisco	ENGINEER	Regular	12/04/202	-10882	132.00	\$2,946.24	-	\$398.09	-	\$42.72	\$139.46	-	\$287.26	-	\$2,078.71	-	\$42.72	-	-	-	
Todd, Douglas	EXTRA HELP	Regular	12/04/202	50160	48.00	\$879.36	-	\$81.32	\$54.52	\$12.75	\$12.06	-	-	-	\$718.71	\$54.52	\$12.75	-	-	-	
Uboldi, Robert	ASST. CHIEF	Regular	12/04/202	50161	-	\$150.73	-	-	\$9.34	\$2.19	-	-	-	-	\$139.20	\$9.34	\$2.19	-	-	-	
Report Total						646.00	18,387.99	-	2,017.45	\$172.81	\$266.64	\$654.42	-	\$870.16	-	14,406.51	\$172.81	\$266.64	-	-	-

Payroll Recap & Funding

Regular 12/04/2020

Payroll Overview

Payroll	Regular 12/04/2020
Pay Date	12/04/2020
# Employees	13
# Paid Employees	13
# Regular	13
# Pay Periods	1
Base Compensation Changes	1

Employee Payments

	#	EE's	\$ Amount
Checks	3	3	1,234.06
Direct Deposits Debited	10	10	13,172.45 ^D
Total			14,406.51
(D) Innovative Business Solutions, Inc. Admin Debit			-13,172.45
Your Remaining Bank Account Liability			1,234.06
Vouchers Printed	0		
Vouchers Suppressed	0		

Taxes

	EIN	EE's	\$ Amount
FIT/EE	94-2826574	9	2,017.45 ^D
FICA/ER	94-2826574	8	172.81 ^D
FICA/EE	94-2826574	8	172.81 ^D
MEDI/ER	94-2826574	13	266.64 ^D
MEDI/EE	94-2826574	13	266.64 ^D
SIT:CA/EE	944-0752-5	6	654.42 ^D
Total			3,550.77
(D) Innovative Business Solutions, Inc. Admin Debit			-3,550.77
Your Remaining Tax Liability			0.00

Amount does not include credits/deferrals listed in Families First Coronavirus Response Act/CARES Act section.

Vendor Liabilities

No Data

Billing

Invoice Total	91.15
Innovative Business Solutions, Inc. Admin Debit	-91.15
Amount Due	0.00

Total

Total	18,048.43
Innovative Business Solutions, Inc. Admin Debit	-16,814.37
Total of Your Responsibility	1,234.06

Recap

Innovative Business S	Date	Bank Account #	\$ Amount
Billing	12/03/2020	xxxxxx2200	91.15
Tax Payment	12/03/2020	xxxxxx2200	3,550.77
Empl. Dir. Dep. SPA	12/03/2020	xxxxxx2200	13,172.45
Total Debits			16,814.37

-- More --

Recap - Continued

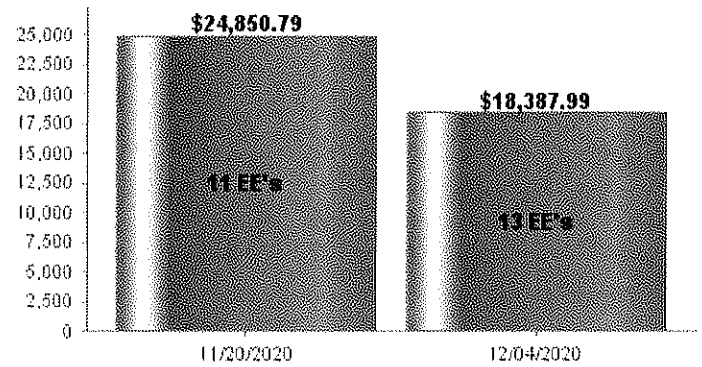
Cash Requirements: xxxxxx2200

	\$ Amount
Billing	91.15
Tax Payment	3,550.77
Empl. Checks	1,234.06
Empl. Dir. Dep. SPA	13,172.45
Total	18,048.43

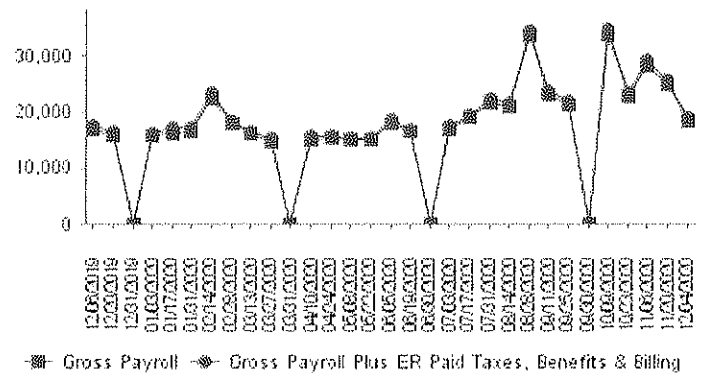
General Ledger Summary

	Debit/Exp.	Credit/Liab.
Earning	18,387.99	
ER Tax (Offset)	439.45	
Invoice	91.15	
Invoice		91.15
ER Tax		439.45
Deduction		870.16
Check		1,234.06
Tax		3,111.32
Direct Deposit		13,172.45
	18,918.59	18,918.59

Comparison To Last Pay Period - Gross Wages



Rolling 12 Month Payroll View



Kenwood Fire Protection (Default)
 9045 Sonoma Hwy
 Kenwood, CA 95452
 United States

Pay Statement History

Gross to Net, Last Name

Pay Date: 12/18/2020
 Payroll: Regular 12/18/2020
 Pay Period: 11/30/2020-12/13/2020

Last, First Name	Default Department	Type	Pay Date	#	Total Hours	Gross	Reimburse	Federal Income Tax Amount	OASDI Amount	Medicare Amount	California Amount	California SDI Amount	Deductio (EE)	Deductio (ER)	Net Payment	OASDI Amount (ER)	Medicare Amount (ER)	Federal Unemploy Tax Amou (ER)	ER SUTA California Amount (ER)	California Employ Training Tax Amount (ER)	
Ayers, John	EXTRA HELP	Regular	12/18/202	-10885	10.00	\$183.20	-	-	\$11.36	\$2.66	-	-	-	-	\$169.18	\$11.36	\$2.66	-	-	-	
Bellach, Daren	CHIEF 3100	Regular	12/18/202	-10886	-	\$3,858.92	-	\$405.11	-	\$55.95	\$150.35	-	-	-	\$3,247.51	-	\$55.95	-	-	-	
Clawson, Matthew	CAPTAIN	Regular	12/18/202	50162	-	\$3,440.70	-	\$230.70	\$213.32	\$49.89	\$80.16	-	-	-	\$2,866.63	\$213.32	\$49.89	-	-	-	
Ghisla, Vincent	CAPTAIN	Regular	12/18/202	-10888	-	\$688.14	-	\$22.89	\$42.67	\$9.98	-	-	-	-	\$612.60	\$42.67	\$9.98	-	-	-	
Hardy, Lisa	EXTRA HELP	Regular	12/18/202	-10889	72.00	\$1,319.04	-	\$115.77	\$81.78	\$19.13	\$18.14	-	-	-	\$1,084.22	\$81.78	\$19.13	-	-	-	
Infante, Susan	ADMIN	Regular	12/18/202	-10890	19.75	\$618.37	-	\$50.00	\$38.34	\$8.97	\$6.32	-	-	-	\$514.74	\$38.34	\$8.97	-	-	-	
Kunde, Jason	VOLUNTEE	Regular	12/18/202	-10891	-	\$1,944.54	-	-	\$120.57	\$28.20	-	-	-	-	\$1,795.77	\$120.57	\$28.20	-	-	-	
Martin, Dean	ENGINEER	Regular	12/18/202	50163	153.00	\$2,931.00	-	\$457.93	\$181.73	\$42.50	\$167.28	-	-	-	\$2,081.56	\$181.73	\$42.50	-	-	-	
Maxwell, Scott	EXTRA HELP	Regular	12/18/202	-10893	14.00	\$256.48	-	-	\$15.90	\$3.72	-	-	-	-	\$236.86	\$15.90	\$3.72	-	-	-	
Meyer, Matthew	CAPTAIN	Regular	12/18/202	-10894	100.00	\$2,210.88	-	\$271.59	-	\$32.06	\$72.91	-	\$194.92	-	\$1,639.40	-	\$32.06	-	-	-	
Miller, Zack	VOLUNTEE	Regular	12/18/202	50164	-	\$3,240.90	-	-	\$200.94	\$46.99	-	-	-	-	\$2,992.97	\$200.94	\$46.99	-	-	-	
Molesworth III, Robert	ENGINEER	Regular	12/18/202	-10896	148.00	\$3,119.52	-	\$241.12	-	\$45.23	\$63.73	-	\$229.01	-	\$2,540.43	-	\$45.23	-	-	-	
Morrison, James	VOLUNTEE	Regular	12/18/202	-10897	1.50	\$164.70	-	\$2.40	\$10.21	\$2.39	-	-	-	-	\$149.70	\$10.21	\$2.39	-	-	-	
Platt, Joseph	VOLUNTEE	Regular	12/18/202	50165	-	\$3,240.90	-	\$321.39	\$200.94	\$46.99	\$107.89	-	-	-	\$2,563.69	\$200.94	\$46.99	-	-	-	
Soto-Pomeroy, Francisco	ENGINEER	Regular	12/18/202	-10899	196.00	\$4,214.76	-	\$681.88	-	\$61.11	\$265.96	-	\$319.18	-	\$2,886.63	-	\$61.11	-	-	-	
Todd, Douglas	EXTRA HELP	Regular	12/18/202	50166	12.00	\$219.84	-	\$7.91	\$13.63	\$3.19	-	-	-	-	\$195.11	\$13.63	\$3.19	-	-	-	
Uboldi, Robert	ASST. CHIEF	Regular	12/18/202	50167	-	\$150.73	-	-	\$9.35	\$2.19	-	-	-	-	\$139.19	\$9.35	\$2.19	-	-	-	
Report Total						726.25	31,802.62	-	2,808.69	1,140.74	\$461.15	\$932.74	-	\$743.11	-	25,716.19	1,140.74	\$461.15	-	-	-

Sorted By: Last, First Name Ascending
 Filtered By: Employee Filter: All Employees; Pay Dates: Specific Payroll: Regular 12/18/2020; Settings: Show Only Final

Innovative Business Solutions, Inc. Admin
 P: (707)586-4300, F: (877)586-4303
 innovative.notification@SaaShr.com



Generated: 12/15/2020 09:13a
 Generated By: System Administrator
 Page 1 of 1

Payroll Recap & Funding

Regular 12/18/2020

Payroll Overview

Payroll	Regular 12/18/2020
Pay Date	12/18/2020
# Employees	17
# Paid Employees	17
# Regular	17
# Pay Periods	1
Terminations	1

Employee Payments

	#	EE's	\$ Amount
Checks	6	6	10,839.15
Direct Deposits Debited	11	11	14,877.04 ^D
Total			25,716.19
(D) Innovative Business Solutions, Inc. Admin Debit			-14,877.04
Your Remaining Bank Account Liability			10,839.15
Vouchers Printed	0		
Vouchers Suppressed	0		

Taxes

	EIN	EE's	\$ Amount
FIT/EE	94-2826574	12	2,808.69 ^D
FICA/ER	94-2826574	13	1,140.74 ^D
FICA/EE	94-2826574	13	1,140.74 ^D
MEDI/ER	94-2826574	17	461.15 ^D
MEDI/EE	94-2826574	17	461.15 ^D
SIT:CA/EE	944-0752-5	9	932.74 ^D
Total			6,945.21
(D) Innovative Business Solutions, Inc. Admin Debit			-6,945.21
Your Remaining Tax Liability			0.00

Amount does not include credits/deferrals listed in Families First Coronavirus Response Act/CARES Act section.

Vendor Liabilities

No Data

Billing

	Invoice Total	103.85
Innovative Business Solutions, Inc. Admin Debit	-103.85	
	Amount Due	0.00

Total

	Total	32,765.25
Innovative Business Solutions, Inc. Admin Debit	-21,926.10	
	Total of Your Responsibility	10,839.15

Recap

Innovative Business S	Date	Bank Account #	\$ Amount
Billing	12/17/2020	xxxxxx2200	103.85
Tax Payment	12/17/2020	xxxxxx2200	6,945.21
Empl. Dir. Dep. SPA	12/17/2020	xxxxxx2200	14,877.04
		Total Debits	21,926.10

-- More --

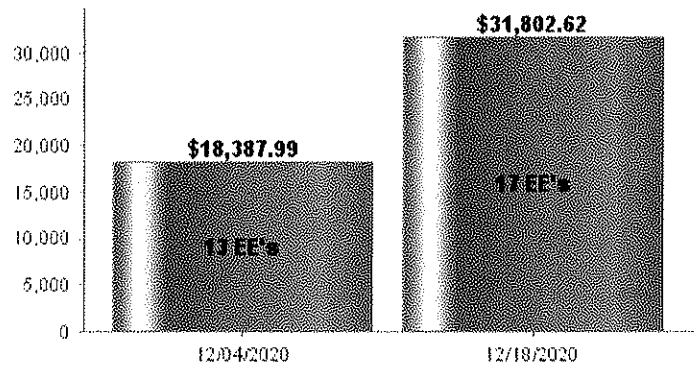
Recap - Continued

Cash Requirements: xxxxxx2200	\$ Amount
Billing	103.85
Tax Payment	6,945.21
Empl. Checks	10,839.15
Empl. Dir. Dep. SPA	14,877.04
Total	32,765.25

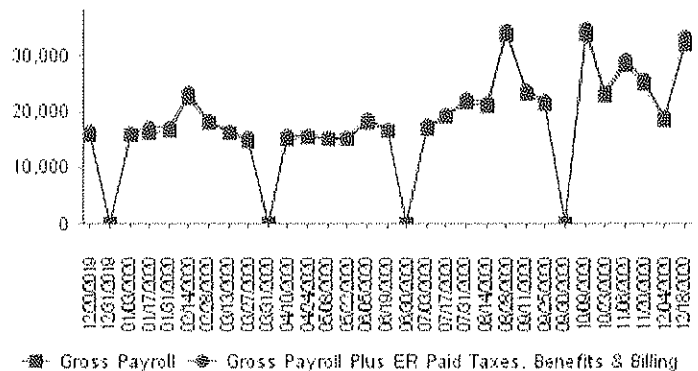
General Ledger Summary

	Debit/Exp.	Credit/Liab.
Earning	31,802.62	
ER Tax (Offset)	1,601.89	
Invoice	103.85	
Invoice		103.85
Deduction		743.11
ER Tax		1,601.89
Tax		5,343.32
Check		10,839.15
Direct Deposit		14,877.04
	33,508.36	33,508.36

Comparison To Last Pay Period - Gross Wages



Rolling 12 Month Payroll View



Kenwood Fire Protection (Default)
 P.O. Box 249
 Kenwood, CA 95452
 United States

Pay Statement History Paycheck Register

Pay Date: 12/31/2020
 Payroll: Regular 12/31/2020
 Pay Period: 12/14/2020-12/27/2020

Department: EXTRA HELP

Employee ID	Name	Check #	Check Date	Gross	EE Taxes Withheld	EE Deductions	Net Pay	Direct Deposit Amount	Check Amount
2	Maxwell, Scott	-10908	12/31/2020	\$412.20	\$31.53	-	\$380.67	\$380.67	-
Subtotal (Department: EXTRA HELP)				\$1,657.96	\$204.16	-	\$1,453.80	\$1,284.62	\$169.18

Department: VOLUNTEER

Employee ID	Name	Check #	Check Date	Gross	EE Taxes Withheld	EE Deductions	Net Pay	Direct Deposit Amount	Check Amount
58	Morrison, James	-10911	12/31/2020	\$274.50	\$34.38	-	\$240.12	\$240.12	-
Subtotal (Department: VOLUNTEER)				\$274.50	\$34.38	-	\$240.12	\$240.12	-

Report Total

	\$18,685.70	\$3,416.66	\$933.99	\$14,335.05	\$11,926.97	\$2,408.08
--	-------------	------------	----------	-------------	-------------	------------

Kenwood Fire Protection (Default)
P.O. Box 249
Kenwood, CA 95452
United States

Pay Statement History Paycheck Register

Pay Date: 12/31/2020
Payroll: Regular 12/31/2020
Pay Period: 12/14/2020-12/27/2020

Department: ADMIN

Employee ID	Name	Check #	Check Date	Gross	EE Taxes Withheld	EE Deductions	Net Pay	Direct Deposit Amount	Check Amount
14	Infante, Susan	-10906	12/31/2020	\$242.65	\$28.75	-	\$213.90	\$213.90	-
Subtotal (Department: ADMIN)				\$242.65	\$28.75	-	\$213.90	\$213.90	-

Department: ASST. CHIEF

Employee ID	Name	Check #	Check Date	Gross	EE Taxes Withheld	EE Deductions	Net Pay	Direct Deposit Amount	Check Amount
23	Uboldi, Robert	50170	12/31/2020	\$150.73	\$11.53	-	\$139.20	-	\$139.20
Subtotal (Department: ASST. CHIEF)				\$150.73	\$11.53	-	\$139.20	-	\$139.20

Department: CAPTAIN

Employee ID	Name	Check #	Check Date	Gross	EE Taxes Withheld	EE Deductions	Net Pay	Direct Deposit Amount	Check Amount
33	Meyer, Matthew	-10909	12/31/2020	\$2,977.92	\$607.13	\$268.01	\$2,102.78	\$2,102.78	-
Subtotal (Department: CAPTAIN)				\$2,977.92	\$607.13	\$268.01	\$2,102.78	\$2,102.78	-

Department: CHIEF 3100

Employee ID	Name	Check #	Check Date	Gross	EE Taxes Withheld	EE Deductions	Net Pay	Direct Deposit Amount	Check Amount
4	Bellach, Daren	-10903	12/31/2020	\$4,437.76	\$798.09	-	\$3,639.67	\$3,639.67	-
Subtotal (Department: CHIEF 3100)				\$4,437.76	\$798.09	-	\$3,639.67	\$3,639.67	-

Department: ENGINEER

Employee ID	Name	Check #	Check Date	Gross	EE Taxes Withheld	EE Deductions	Net Pay	Direct Deposit Amount	Check Amount
57	Martin, Dean	50169	12/31/2020	\$2,961.17	\$861.47	-	\$2,099.70	-	\$2,099.70
56	Molesworth III, Robert	-10910	12/31/2020	\$3,082.80	\$326.96	\$314.89	\$2,440.95	\$2,440.95	-
36	Soto-Pomeroy, Francisco	-10912	12/31/2020	\$2,900.21	\$544.19	\$351.09	\$2,004.93	\$2,004.93	-
Subtotal (Department: ENGINEER)				\$8,944.18	\$1,732.62	\$665.98	\$6,545.58	\$4,445.88	\$2,099.70

Department: EXTRA HELP

Employee ID	Name	Check #	Check Date	Gross	EE Taxes Withheld	EE Deductions	Net Pay	Direct Deposit Amount	Check Amount
39	Ayers, John	-10902	12/31/2020	\$183.20	\$14.01	-	\$169.19	\$169.19	-
3	Branconi, Mark	50168	12/31/2020	\$183.20	\$14.02	-	\$169.18	-	\$169.18
1	Hardy, Lisa	-10905	12/31/2020	\$879.36	\$144.60	-	\$734.76	\$734.76	-

Grouped By: Default Department
Sorted By: Default Department Ascending; Last, First Name Ascending
Filtered By: Employee Filter All Employees; Pay Dates: Specific Payroll: Regular 12/31/2020; Settings: Show Only Final

Innovative Business Solutions, Inc. Admin
P: (707)586-4300, F: (877)586-4303
innovative.notification@SaaShr.com



Generated: 12/28/2020 04:21p
Generated By: System Administrator
Page 1 of 2

Payroll Recap & Funding

Regular 12/31/2020

Payroll Overview

Payroll	Regular 12/31/2020
Pay Date	12/31/2020
# Employees	12
# Paid Employees	12
# Regular	12
# Pay Periods	1
New Hires	1

Employee Payments

	#	EE's	\$ Amount
Checks	3	3	2,408.08
Direct Deposits Debited	9	9	11,926.97 ^D
Total			14,335.05
(D) Innovative Business Solutions, Inc. Admin Debit			-11,926.97
Your Remaining Bank Account Liability			2,408.08
Vouchers Printed	0		
Vouchers Suppressed	0		

Taxes

	EIN	EE's	\$ Amount
FIT/EE	94-2826574	8	2,114.04 ^D
FICA/ER	94-2826574	8	327.77 ^D
FICA/EE	94-2826574	8	327.77 ^D
MEDI/ER	94-2826574	12	270.96 ^D
MEDI/EE	94-2826574	12	270.96 ^D
SIT:CA/EE	944-0752-5	6	703.89 ^D
Total			4,015.39
(D) Innovative Business Solutions, Inc. Admin Debit			-4,015.39
Your Remaining Tax Liability			0.00

Amount does not include credits/deferrals listed in Families First Coronavirus Response Act/CARES Act section.

Vendor Liabilities

No Data

Billing

Invoice Total	88.60
Innovative Business Solutions, Inc. Admin Debit	-88.60
Amount Due	0.00

Total

Total	18,439.04
Innovative Business Solutions, Inc. Admin Debit	-16,030.96
Total of Your Responsibility	2,408.08

Recap

Innovative Business S	Date	Bank Account #	\$ Amount
Billing	12/30/2020	xxxxxx2200	88.60
Tax Payment	12/30/2020	xxxxxx2200	4,015.39
Empl. Dir. Dep. SPA	12/30/2020	xxxxxx2200	11,926.97
Total Debits			16,030.96

-- More --

Recap - Continued

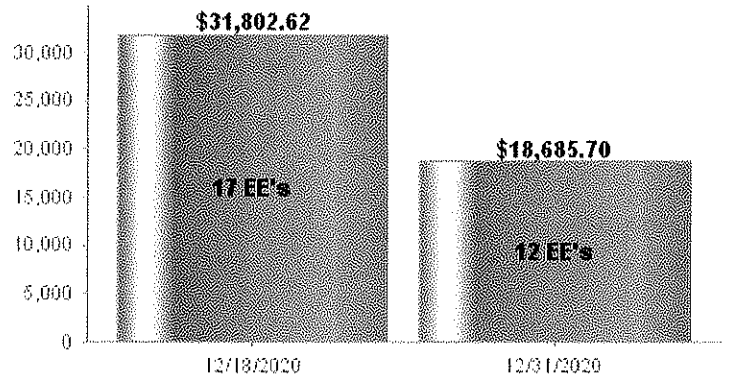
Cash Requirements: xxxxxx2200

	\$ Amount
Billing	88.60
Tax Payment	4,015.39
Empl. Checks	2,408.08
Empl. Dir. Dep. SPA	11,926.97
Total	18,439.04

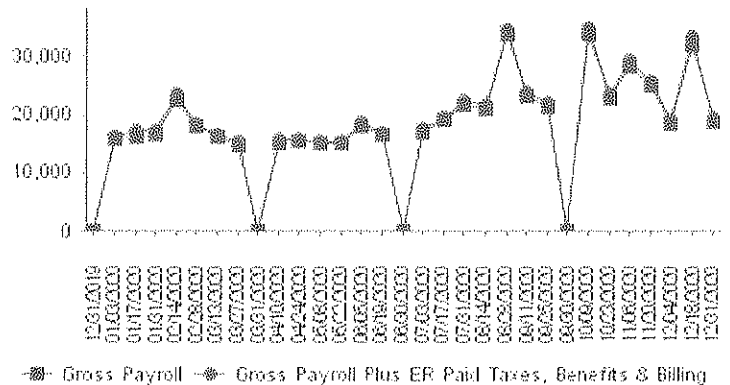
General Ledger Summary

	Debit/Exp.	Credit/Liab.
Earning	18,685.70	
ER Tax (Offset)	598.73	
Invoice	88.60	
Invoice		88.60
ER Tax		598.73
Deduction		933.99
Check		2,408.08
Tax		3,416.66
Direct Deposit		11,926.97
	19,373.03	19,373.03

Comparison To Last Pay Period - Gross Wages



Rolling 12 Month Payroll View



**Kenwood Fire Protection District
Claims Detail
January 12, 2021**

<u>Date</u>	<u>Num</u>	<u>Name</u>	<u>Memo</u>	<u>S. O. #</u>	<u>Check #</u>	<u>Open Balance</u>
01/01/2021	Inv. #FASIS-2021-053	F A S I S	FY 20/21 3rd Qtr	5940		10,016.00
01/04/2021	Inv. 893	James Grossi Construction	Repair Water Line	6180		2,000.00
12/31/2020		Life-Assist	Medical Supplies	6880		415.82
11/19/2020	DK Embroidery	Cardmember Service	Dept T-Shirts	6020		1,082.50
11/19/2020	Union 76	Cardmember Service	Fuel	7201		64.70
11/20/2020	BWS Distributors	Cardmember Service	Calibration Tests	6140		302.25
11/22/2020	Comcast	Cardmember Service	Internet	6040		109.87
11/25/2020	Union 76	Cardmember Service	Fuel	7201		90.91
11/29/2020	GoDaddy	Cardmember Service	Web Hosting Fee	6457		19.99
11/30/2020	Kenwood Water	Cardmember Service	Nov. Service	7320		411.51
11/30/2020	Recology	Cardmember Service	Nov. Service	6080		57.39
12/01/2020	Rincon Valley Yard	Cardmember Service	Chainsaw Repair	6880		47.50
12/01/2020	2-11 Shields	Cardmember Service	Helmet Shield/Martin	6022		149.79
11/30/2020	Amazon	Cardmember Service	Cleaning Supplies	6080		30.78
12/01/2020	Union 76	Cardmember Service	Fuel	7201		66.97
11/30/2020	Amazon	Cardmember Service	Cleaning Supplies	6080		25.22
12/01/2020	Amazon	Cardmember Service	Kitchen Supplies	6080		10.80
12/05/2020	Zoom	Cardmember Service	Annual Subscription	6457		149.90
11/30/2020	Amazon	Cardmember Service	Kitchen Supplies	6080		36.78
12/08/2020	Recology	Cardmember Service	Dec. Service	6080		57.39
12/07/2020	Home Depot	Cardmember Service	Supplies	6108		23.96
12/17/2020	Union 76	Cardmember Service	Fuel	7201		72.78
12/13/2020	ATT	Cardmember Service	Cell Phones	6040		315.57
10/30/2020	Amazon	Cardmember Service	Cleaning Supplies	6080		11.28
12/14/2020	Union 76	Cardmember Service	Fuel	7201		76.36
12/17/2020	USPS	Cardmember Service	Postage	6400		30.05
12/12/2020	Cuisinart Parts	Cardmember Service	Parts	6880		17.86
12/14/2020	Frontier	Cardmember Service	Fax Line	6040		62.54
12/15/2020	Amazon	Cardmember Service	Supplies	6080		43.29
12/16/2020	Frontier	Cardmember Service	Telephone	6040		278.35
12/18/2020	Amazon	Cardmember Service	Monthly Dues	6400		14.06

Kenwood Fire Protection District Claims Detail January 12, 2021

12/28/2020	Inv. #66837	Casco Refrigeration, Inc.	Stove Repair	6180		280.31
12/03/2020	3197 Repairs	Coast Counties Peterbuilt	Statement	6140		101.78
12/17/2020	Inv. 21905	Fire Safety Supply Inc.	Semi-Annual Service	6180		55.75
12/25/2020	Inv. #451634	L. N. Curtis & Sons	Boots/Martin	6020		410.24
12/21/2020	Inv. #450011	L. N. Curtis & Sons	Double Premix Holder	6880		110.96
12/01/2020	#1424038	MES-California	Turnouts for Martin/Morrison/Gilles	6022		7,872.52
12/28/2020	Inv. #7810160	TIAA COMMERCIAL FINANCE, INC	COPIER LEASE 20302720	6400		166.71
12/22/2020	Pace Supply	Uboldi, Robert	Parts	6140		27.76
12/10/2020	11/16-11/29	Calpers Retirement	Classic	5923	ACH	2,092.27
12/10/2020	11/16-11/29	Calpers Retirement	Pepra	5923	ACH	1,206.33
12/28/2020	11/30-12/13	Calpers Retirement	Classic	5923	ACH	1,699.80
12/28/2020	11/30-12/13	Calpers Retirement	Pepra	5923	ACH	1,098.21
1/7/2021	12/14-12/27	Calpers Retirement	Classic	5923	ACH	2,092.27
1/7/2021	12/14-12/27	Calpers Retirement	Pepra	5923	ACH	1,934.80
1/5/2021	Health	Calpers Health	Jan. 2021 Prem.	5930	ACH	10,299.21
1/22/2021	Dental/Vision	Choice Builder	Feb. 2021 Prem	5930	ACH	929.36
12/15/2020	001-SRFE07-123669	Friedmans	Supplies	6180	2253	57.54
12/15/2020	Inv. #903745	Golden Gate North	Cleaning Supplies	6080	2254	72.80
12/15/2020	SRJC	Jason Kunde	Driver Operator 1A Class	7120	2255	177.00
12/15/2020	Inv. #10437	Leak Protection Pros Inc.	Leak repair in asphalt	6180	2256	450.00
12/28/2020	Elite Command	Scott Meyer	Chief Fire Officer 3C	7120	2257	435.00

01/12/2021 Claims Total

47,662.79

Signature: _____
 Signature: _____
 Signature: _____
 Signature: _____
 Signature: _____

Title: Director
 Title: Director
 Title: Director
 Title: Director
 Title: Director

Kenwood Fire Protection District
Profit & Loss Budget vs. Actual
July through December 2020

	<u>Jul - Dec 20</u>	<u>Budget</u>	<u>\$ Left In Budget</u>	<u>% of Budget Used</u>
Ordinary Income/Expense				
Income				
10 - Tax Revenue				
1000 - Prop Taxes - CY Secured	499,707.23	830,111.00	-330,403.77	60.2%
1001 - CY Direct Charges	27,047.57	44,347.00	-17,299.43	60.99%
1020 - Prop Tax CY Supp	7,468.37	16,483.00	-9,014.63	45.31%
1040 - Property Tax - CY Unsec	26,850.72	25,726.00	1,124.72	104.37%
1011 - SB2557 Prop Tax Admin	1,558.47	0.00	1,558.47	100.0%
1050 - - Supplemental Prop Taxes -CY	5,044.49			
1051 - -Supplemental Prop Taxes - PY	501.85			
1059 - - Prop Taxes - PY, Unsecured	433.33			
1060 - Prop Taxes - PY, Secured	-13.57			
1061 - PY Direct Charges	125.00	955.00	-830.00	13.09%
1070 - State-Other In-Lieu Tax	18.96			
1100 - Prop Taxes-PY Unsecured	0.00	477.00	-477.00	0.0%
Total 10 - Tax Revenue	<u>568,742.42</u>	<u>918,099.00</u>	<u>-349,356.58</u>	<u>61.95%</u>
17 - Use of Money/Prop				
1700 - Interest on Pooled Cash	141.62	7,000.00	-6,858.38	2.02%
Total 17 - Use of Money/Prop	<u>141.62</u>	<u>7,000.00</u>	<u>-6,858.38</u>	<u>2.02%</u>
20 - Intergovernmental Revenues				
2081 - Highway Rentals	5.52	3,971.00	-3,965.48	0.14%
2440 - HOPTR	3,323.14	2,514.00	809.14	132.19%
Total 20 - Intergovernmental Revenues	<u>3,328.66</u>	<u>6,485.00</u>	<u>-3,156.34</u>	<u>51.33%</u>
30 - Charges for Services				
3661 - Fire Control Services	28,816.65	13,000.00	15,816.65	221.67%
3700 - Copy/Transcribe Fees	0.00	50.00	-50.00	0.0%
Total 30 - Charges for Services	<u>28,816.65</u>	<u>13,050.00</u>	<u>15,766.65</u>	<u>220.82%</u>

Kenwood Fire Protection District
Profit & Loss Budget vs. Actual
July through December 2020

	<u>Jul - Dec 20</u>	<u>Budget</u>	<u>\$ Left In Budget</u>	<u>% of Budget Used</u>
40 - Miscellaneous Revenues				
4040 - Miscellaneous Revenue	20,260.50			
Total 40 - Miscellaneous Revenues	<u>20,260.50</u>			
Total Income	<u>621,289.85</u>	<u>944,634.00</u>	<u>-323,344.15</u>	<u>65.77%</u>
Gross Profit	621,289.85	944,634.00	-323,344.15	65.77%
Expense				
50 - Salaries/Emp Benefits				
Gross Wages				
5910-Perm Positions	188,914.46	413,870.00	-224,955.54	45.65%
5911-Extra Help	41,874.25	52,800.00	-10,925.75	79.31%
5912-Overtime	<u>63,545.52</u>	<u>55,000.00</u>	<u>8,545.52</u>	<u>115.54%</u>
Total Gross Wages	294,334.23	521,670.00	-227,335.77	56.42%
5913-Director Stipend	739.79	1,550.00	-810.21	47.73%
5914 - Volunteer Stipend	25,915.78	15,000.00	10,915.78	172.77%
5922-FICA ER Expense	5,042.42	10,000.00	-4,957.58	50.42%
5923-CALPERS Retirement	51,499.62	91,910.00	-40,410.38	56.03%
5924-Medicare ER Exp	4,616.15	7,500.00	-2,883.85	61.55%
5930-CALPERS Health/Dental/Visi	62,608.23	134,294.00	-71,685.77	46.62%
5940 - WORKERS COMP	<u>20,032.00</u>	<u>43,000.00</u>	<u>-22,968.00</u>	<u>46.59%</u>
Total 50 - Salaries/Emp Benefits	464,788.22	824,924.00	-360,135.78	56.34%
60 - Services/Supplies				
6020-Clothing/Personal	844.56	6,000.00	-5,155.44	14.08%
6021-Uniform Expense(Daren)	0.00	1,500.00	-1,500.00	0.0%
6022-Clothing/Safety	2,413.24	10,000.00	-7,586.76	24.13%
6040-Communications	3,663.57	9,500.00	-5,836.43	38.56%

Kenwood Fire Protection District
Profit & Loss Budget vs. Actual
July through December 2020

	<u>Jul - Dec 20</u>	<u>Budget</u>	<u>\$ Left In Budget</u>	<u>% of Budget Used</u>
6080-Household Expense	2,196.78	5,000.00	-2,803.22	43.94%
6100-Insurance	10,959.00	13,200.00	-2,241.00	83.02%
6140-Maintenance-Equipment	19,388.04	17,100.00	2,288.04	113.38%
6180-Maintenance-Bldgs/Imp.	3,497.21	9,000.00	-5,502.79	38.86%
6280-Memberships	3,004.50	5,300.00	-2,295.50	56.69%
6400-Office Expense	1,965.24	4,500.00	-2,534.76	43.67%
6457-Computer Charges	1,634.95	7,900.00	-6,265.05	20.7%
6461-Supplies/Expenses(Ops)	183.91	6,000.00	-5,816.09	3.07%
6500-Professional/Special Svcs.				
6500.01 - Professional/Special Services	2,120.63			
6500.02 - Bank Service Charges	23.67			
6500.03 - PR Processing Fee	1,252.05			
6500-Professional/Special Svcs. - Other	1,135.00	10,000.00	-8,865.00	11.35%
Total 6500-Professional/Special Svcs.	4,531.35	10,000.00	-5,468.65	45.31%
6576-Actuarial Services	6,300.00	6,000.00	300.00	105.0%
6587-LAFCO Charges	0.00	2,000.00	-2,000.00	0.0%
6630-Audit/Accounting Svc.	0.00	8,000.00	-8,000.00	0.0%
6637-Prop.Tax Admin Fee	0.00	500.00	-500.00	0.0%
6800-Public/Legal Notices	0.00	1,000.00	-1,000.00	0.0%
6880-Small Tools/Equip.	4,068.71	7,100.00	-3,031.29	57.31%
7005-Election Expense	0.00	3,000.00	-3,000.00	0.0%
7120-Training/InService	3,914.00	9,500.00	-5,586.00	41.2%
7201-Gas/Oil/Fuel	5,267.81	15,420.00	-10,152.19	34.16%
7300-Trans./Travel/Meetings	3,664.42	2,500.00	1,164.42	146.58%
7320-Utilities	5,911.54	15,500.00	-9,588.46	38.14%
Total 60 - Services/Supplies	83,408.83	175,520.00	-92,111.17	47.52%

Kenwood Fire Protection District
Profit & Loss Budget vs. Actual
 July through December 2020

	<u>Jul - Dec 20</u>	<u>Budget</u>	<u>\$ Left In Budget</u>	<u>% of Budget Used</u>
8510 - Capital Outlay-Bldg Imp	176.99	10,000.00	-9,823.01	1.77%
8560 - Capital Outlay-Equipment	95.00	10,000.00	-9,905.00	0.95%
9000-Approp. for Contingency	0.00	15,000.00	-15,000.00	0.0%
Total Expense	<u>548,469.04</u>	<u>1,035,444.00</u>	<u>-486,974.96</u>	<u>52.97%</u>
Net Ordinary Income	<u>72,820.81</u>	<u>-90,810.00</u>	<u>163,630.81</u>	<u>-80.19%</u>
	<u><u>72,820.81</u></u>	<u><u>-90,810.00</u></u>	<u><u>163,630.81</u></u>	<u><u>-80.19%</u></u>